

Improved Age Estimation for Solar-Type Dwarfs Using Activity-Rotation Diagnostics

Eric E. Mamajek^{1,2}

emamajek@cfa.harvard.edu

Lynne A. Hillenbrand³

lah@astro.caltech.edu

ABSTRACT

While the strong anti-correlation between chromospheric activity and age has led to the common use of the Ca II H & K emission index ($R'_{\text{HK}} = L_{\text{HK}}/L_{\text{bol}}$) as an empirical age estimator for solar type dwarfs, existing activity-age relations produce implausible ages at both high and low activity levels. We have compiled R'_{HK} data from the literature for young stellar clusters, richly populating for the first time the young end of the activity-age relation. Combining the cluster activity data with modern cluster age estimates, and analyzing the color-dependence of the chromospheric activity age index, we derive an improved activity-age calibration for F7-K2 dwarfs ($0.5 < B-V < 0.9$ mag). We also present a more fundamentally motivated activity-age calibration that relies on conversion of R'_{HK} values through the Rossby number to rotation periods, and then makes use of improved gyrochronology relations. We demonstrate that our new activity-age calibration has typical age precision of ~ 0.2 dex for normal solar-type dwarfs aged between the Hyades and the Sun (~ 0.6 - 4.5 Gyr). Inferring ages through activity-rotation-age relations accounts for some color-dependent effects, and systematically improves the age estimates (albeit only slightly). We demonstrate that coronal activity as measured through the fractional X-ray luminosity ($R_X = L_X/L_{\text{bol}}$) has nearly the same age- and rotation-inferring capability

¹Harvard-Smithsonian Center for Astrophysics, 60 Garden St., MS-42, Cambridge, MA 02138, USA

²Clay Postdoctoral Fellow

³Astronomy/Astrophysics, California Institute of Technology, Pasadena, CA 91125, USA

as chromospheric activity measured through R'_{HK} . As a first application of our calibrations, we provide new activity-derived age estimates for the nearest 100 solar-type field dwarfs ($d < 15$ pc).

Subject headings: stars: activity — stars: chromospheres — stars: coronae — stars: fundamental parameters (ages) — stars: rotation — X-rays: stars

1. Introduction

Age is, arguably, the most difficult basic stellar quantity to estimate for low-mass field dwarfs (see e.g. Mamajek et al. 2007). Yet, the temporal evolution of phenomena such as stellar activity, surface abundances, rotation, and circumstellar matter is of current interest and within observational means for nearby stars. Our particular motivation for improving field star age estimates stems from our interest in circumstellar disk evolution as executed via the *Spitzer Space Telescope* Formation and Evolution of Planetary Systems (FEPS)¹ Legacy Science program which is surveying the dust surrounding solar-type stars between ~ 3 Myr and ~ 3 Gyr (Meyer et al. 2004; Kim et al. 2005; Stauffer et al. 2005; Hines et al. 2006; Meyer et al. 2006; Silverstone et al. 2006; Hines et al. 2007; Moro-Martín et al. 2007; Bouwman et al. 2008; Meyer et al. 2008; Hillenbrand et al. 2008; Carpenter et al. 2009).

The most theoretically grounded stellar age estimator is the Hertzsprung-Russell diagram, which predicts ages based on our understanding of nuclear physics, stellar interior structure, and stellar atmospheres. It can be employed in stellar clusters for which main sequence turn-off and/or turn-on ages are typically available and to field stars of known distance that are in the pre-MS or post-MS phases of stellar evolution. Field stars, however, are generally main sequence objects and, by definition, lack co-eval accompanying stellar populations that might enable accurate age dating via standard H-R diagram techniques. Thus proxy indicators of age are necessary.

1.1. Chromospheric Activity as an Age Indicator

Historically, a popular age estimator for field stars of roughly solar mass has been the R'_{HK} index which measures chromospheric emission in the cores of the broad photospheric Ca II H & K absorption lines, normalized to the underlying photospheric spectrum. Chromospheric activity is generated through the stellar magnetic dynamo, the strength of which

¹<http://feps.as.arizona.edu>

appears to scale with rotation velocity (Kraft 1967; Noyes et al. 1984; Montesinos et al. 2001). Both chromospheric emission and rotation are observationally constrained to decay with age (Wilson 1963; Skumanich 1972; Soderblom 1983; Soderblom et al. 1991). The angular momentum loss is theoretically understood as due to mass loss in a magnetized wind (Schatzman 1962; Weber & Davis 1967; Mestel 1968).

The chromospheric activity index R'_{HK} is calculated from a band-ratio measurement of the Ca H & K emission line strength (the “S-index” or, when converted to the Mount Wilson system, S_{MW} ; Vaughan et al. 1978; Vaughan & Preston 1980; Duncan et al. 1991) from which the underlying stellar photospheric contribution is then subtracted. We refer the reader to papers by Noyes et al. (1984); Baliunas et al. (1996, 1995); Henry et al. (1996); Wright et al. (2004, and references therein) for in-depth discussion of how to measure S_{MW} and R'_{HK} , as well as the history of studies using this index. Our simple goal for this study is to provide an R'_{HK} vs. age relation applicable to sets of R'_{HK} and $(B - V)_0$ data (the latter derived from a spectral type or from a color) for solar-type and near-solar metallicity dwarfs.

The activity-age data pair of highest quality is that for the Sun, and our adopted values are listed in Table 1. The solar age is presumed coincident with that of the oldest portions of meteorites (the Ca-Al-rich inclusions; 4.570 Gyr; Baker et al. 2005). However, the Sun and presumably most other stars exhibit activity cycles (with period 11 years in the case of the Sun) as well as longer term variations (e.g. the so-called Maunder minimum in the case of the Sun). Over the period 1966-1993, covering mostly solar cycles 20, 21, and 22, Baliunas et al. (1995) estimated the solar Mt. Wilson S-index to be $\overline{S_{\odot}} = 0.179$. Over the period 1994-2006, mostly solar cycle 23, Hall et al. (2007) measured $\overline{S_{\odot}} = 0.170$. Using a mean solar S -value which is approximately weighted by the span of measurements ($\overline{S_{\odot}} = 0.176$; for ~ 1966 -2006) and a mean solar color of $B - V = 0.65$ (Cox 2000), and using the equations from Noyes et al. (1984), we estimate the mean solar activity to be $\log R'_{\text{HK}} = -4.91$. We also give in Table 1 the 68% and 95% range of the observed solar $\log R'_{\text{HK}}$ due to variability.

1.2. Shortcomings of Previous Activity-Age Calibrations

Using the Sun as one anchor point, we can look to open clusters with ages derived from other methods (e.g. the H-R diagram) in order to populate an activity-age calibration. There are four such R'_{HK} vs. age relations in the literature which have been used in age-dating field stars: two from Soderblom et al. (1991), and one each from Donahue (1993), and Lachaume et al. (1999). The activity-age relations from Soderblom et al. (1991) include a linear fit to age vs. activity for members of clusters and binaries. The second relation, often overlooked,

Table 1. Adopted Solar Data

(1) Parameter	(2) Value	(3) Units	(4) Ref.
$(B - V)_0$	0.65	mag	1
Age	4.570	Gyr	2
$\overline{S_\odot}$	0.176	...	3
$\log R'_{\text{HK}}$	-4.906	dex	4
$\log R'_{\text{HK}}$ 68% range	-4.942 to -4.865	dex	5
$\log R'_{\text{HK}}$ 95% range	-4.955 to -4.832	dex	5
$\log L_X$	27.35	erg s ⁻¹	6
$\log R_X (= \log(L_X/L_{\text{bol}}))$	-6.24	dex	6

Note. — References: (1) Cox (2000), (2) minimum age from Baker et al. (2005), (3) time-weighted average of Baliunas et al. (1996) and Hall et al. (2007) for 1966-2006, (4) calculated using $(B - V)_0$ and mean S_\odot via Noyes et al. (1984), (5) calculating using solar 1Å K-index data from Livingston et al. (2007), using relations from Radick et al. (1998) and Noyes et al. (1984), and adopting the solar $(B - V)_0$ color listed, (6) soft X-ray (0.1-2.4 keV) luminosity and fraction luminosity estimated from Judge et al. (2003), with 50% uncertainty. An uncertainty in the solar $(B - V)_0$ of ± 0.01 mag produces a systematic uncertainty of the $\log R'_{\text{HK}}$ values by ∓ 0.004 dex. Note that the absolute calibration of the $\log R'_{\text{HK}}$ values (as a physical metric of chromospheric line losses) are probably only accurate to $\sim 10\%$ (Hartmann et al. 1984; Noyes et al. 1984).

assumes a constant star-formation history and takes into account kinematic disk heating. D. Soderblom (priv. comm.) has kindly provided an analytic version of this alternative activity-age relation.

That there are deficiencies with these existing calibrations can be easily demonstrated. For the Lachaume et al. (1999) calibration, the solar R'_{HK} value adopted here (-4.91) would imply a solar age of 7.2 Gyr, which is clearly in error. The other two calibrations used the Sun as one of their anchor points, but with slightly different R'_{HK} values (for the calibrations of Soderblom et al. (1991) and Donahue (1993), one derives ages of 4.1 and 4.0 Gyr, respectively). Soderblom et al. (1991) do not advocate extrapolating either of their activity-age relations to the young/active regime ($\log R'_{\text{HK}} > -4.4$), however Donahue (1993) explicitly fit their activity-age relation to age ~ 10 Myr and $\log R'_{\text{HK}} \simeq -4.2$ (anchoring their fit to data for NGC 2264). Given the observed activity levels in the ~ 5 -15 Myr Sco-Cen OB association ($\log R'_{\text{HK}} \simeq -4.05$; §2), neither the fit from Donahue (1993) or extrapolating the two fits from Soderblom et al. (1991) estimates an age similar to the isochronal value. Indeed, the commonly used fit of Donahue (1993) would estimate an age of *one minute* for a star with $\log R'_{\text{HK}} \simeq -4.05$. Given the paucity of young stars in the previous calibrations, we should not be too surprised at the lack of agreement with other age-dating methods at the high-activity end of the relation.

1.3. Potential for Improved Activity-Age Calibrations

Clearly, an improved activity-age calibration is needed. Further, we would like to understand and quantify the limitations of any such relationship and hence its practical application. We focus this paper primarily on *refining the age-activity relation for solar-type dwarfs*. By “solar-type”, we mean $\sim \text{F7-K2}$ or $0.5 < (B - V)_0 < 0.9$ mag, which is approximately the color range over which the Noyes et al. (1984) relation for the photospheric contribution to the S-index is applicable, as well as the color range blanketed by recent activity surveys. The F3V-F6V temperature region ($0.42 < (B - V)_0 < 0.5$) appears to mark the transition where the rotation-activity correlation breaks down, chromospheric activity diminishes, stellar convective envelopes thin, and magnetic braking becomes inefficient (Kraft 1967; Wolff et al. 1985; Garcia-Lopez et al. 1993). By “dwarfs”, we mean MS and pre-MS stars, and explicitly exclude evolved stars more than one magnitude above the MS.

There are three developments that make our investigation timely:

(1) Recently measured R'_{HK} values for stars that belong to age-dated young stellar aggregates (e.g. Sco-Cen, β Pic, etc.). These additions to the literature both broaden and

strengthen modern activity-age derivations relative to the data landscape of 1-2 decades ago.

(2) The ages of well-studied nearby open clusters (e.g. α Per, Pleiades) have been updated during the past decade. The most noticeable difference relative to traditionally accepted age values is the systematic shift towards older ages driven by results using the Li-depletion boundary age estimation method (e.g. Stauffer, Schultz, & Kirkpatrick 1998; Barrado y Navascués, et al. 2004).

(3) Interest in circumstellar disk and planetary system evolution has increased dramatically over the past five years. The availability of relevant infrared data, e.g. from *Spitzer* observations, begs for a robust stellar age estimator in order to probe the collisional and radiative evolution of debris disks, and the connection of such phenomena to exo-solar planetary system dynamics. Similarly, exoplanet discoveries over the past decade have motivated interest in the ages of the parent field stars for comparison to the Sun and solar system. In this paper we derive using samples drawn from cluster and moving group populations (§2) a new R'_{HK} activity vs. age relation (§3). In §4, we tie both chromospheric activity index (R'_{HK}) and coronal activity index ($R_X = \log(L_X/L_{\text{bol}})$) data to stellar rotation rates via the Rossby number (i.e. secure an activity-rotation relation), and attempt to derive independently an activity-age relation based on the “gyrochronology” rotation evolution formalism of Barnes (2007), though with newly derived coefficients. In an Appendix, we quantify the correlation between fractional X-ray luminosity and Ca H&K activity for solar-type stars, and demonstrate that R_X , like R'_{HK} , can be used to derive quantitative age estimates.

2. Data

2.1. Ca II H & K Data

We have collected R'_{HK} indices derived from S-values in the tradition of the Mt. Wilson HK project. Typical errors for single observations due to measurement uncertainty and calibration to the standard system combine to typically ~ 0.1 dex (e.g. Henry et al. 1996; Paulson et al. 2002; White, Gabor, & Hillenbrand 2007). Given the ubiquity of the R'_{HK} index in the literature, and the uniformity in its calculation and calibration by previous authors, we make no attempt either to improve upon the R'_{HK} index, nor to correct for other effects (i.e. metallicity², gravity, etc.).

²The near-solar metallicity (r.m.s. $\simeq 0.1$ dex in Fe/H; Twarog, Ashman, & Anthony-Twarog 1997) of many of the nearest young open clusters and stellar aggregates which anchor the activity-age relation is well established. This finding extends to T Tauri stars in the nearest star-forming regions (Padgett 1996).

R'_{HK} values were taken from many sources, including the large multi-epoch surveys of Duncan et al. (1991), Baliunas et al. (1996), Wright et al. (2004), and Hall et al. (2007), the large single-epoch surveys of Henry et al. (1996), Gray et al. (2003), and Gray et al. (2006), the smaller, focused surveys of Soderblom et al. (1993), Soderblom et al. (1998), Paulson et al. (2002), Tinney et al. (2002), Jenkins et al. (2006, 2008), and White, Gabor, & Hillenbrand (2007). The S-values from Duncan et al. (1991) were converted to R'_{HK} following Noyes et al. (1984) using $B-V$ colors from Perryman & ESA (1997). Discussion of the calibration of the HK observations onto the Mt. Wilson system are addressed in the individual studies. Single-epoch surveys typically give consistent $\log R'_{\text{HK}}$ values that agree at the ~ 0.1 dex r.m.s. level (e.g. Jenkins et al. 2008), likely due to observational errors in evaluating the S-index plus intrinsic stellar variability.

As solar-type stars undergo major changes in their interior structure at the end of their main sequence lifetime, and Wright et al. (2004) has demonstrated that evolved stars show systematically lower activity levels, we restrict our sample to stars that are consistent with being main sequence stars (here defined as being within ΔM_V of 1 magnitude of the main sequence defined by Wright 2005). We specifically retain pre-MS stars, however, as we are interested in probing the activity-age relation towards the youngest ages.

Although stellar rotation varies slowly with time, rotation-driven stellar activity varies on much shorter time scales e.g. years, weeks, and days. This variability is also taken – in and of itself – as an age indicator with more rapid, stochastic, and high-amplitude variability indicative of younger stars while regularly periodic, long cycle, and low-amplitude variability characterizes older stars (e.g. Radick et al. 1995, 1998; Hempelmann et al. 1996; Baliunas et al. 1998). Lockwood et al. (2007) and Hall et al. (2007) also provide recent synopses.

The physical mechanisms producing such variability include changes in the filling factor of emitting regions, growth and decay of individual emitting regions, and short and long-term activity cycles. For example, in the Sun as well as in other stars, there is considerable variation in the observable S through an 11 year cycle, by 10% (White & Livingston 1981). In M67 a substantial fraction of the stars exhibit even larger variations (Giampapa et al. 2006). Evidence from the California Planet Search (Wright et al. 2004, Fischer & Isaacson 2008, private communication) shows that the bulk of the sample exhibit variations of a few to $\sim 10\%$ in S at activity levels $-4.9 < \log R'_{\text{HK}} < -4.4$ with less variation at lower activity levels, $< 2\%$ in S at $\log R'_{\text{HK}} < -5.1$. Within samples of presumably co-eval cluster stars,

However, recent analysis of the California-Carnegie Planet Search Project sample by J. Wright (private communication; 2009, in prep.) suggests that there are metallicity effects which can bias R'_{HK} , most severely for stars older than the Sun.

there is similar evidence of scatter in $\log R'_{\text{HK}}$ values for a given color (as we illustrate for our sample in §3.1) which can be interpreted as a mix of high and low activity levels about the mean level characteristic of the cluster age. Estimated variations on time scales up to a few percent of the solar age correspond to ~ 0.15 in $\log R'_{\text{HK}}$.

In Table 1 we list the 68% and 95% ranges for the solar $\log R'_{\text{HK}}$ value from 1977-2008 as estimated from the data of Livingston et al. (2007). During recent solar maxima $\log R'_{\text{HK}} \simeq -4.83$, and during recent solar minima $\log R'_{\text{HK}} \simeq -4.96$. Through extrapolation of the chromospheric activity-cycle length relation, Baliunas & Soon (1995) extrapolate the solar activity during the Maunder minimum period (~ 1645 -1715) to be roughly $\log R'_{\text{HK}} \simeq -5.10$.

All of this implies errors in ages which we could quantify if we understood the probability that an individual measurement reflects the mean activity level for that star. For our sample, the $\log R'_{\text{HK}}$ data is a mix of long-term multi-epoch averages along with some single/few-epoch observations. Most of the X-ray data (discussed next) is single epoch observations of length a few hundred seconds. The evidence on variability suggests caution in age derivation for stars lacking activity index monitoring of sufficient duration such that mean activity levels can be determined. Hence, we expect some uncertainty in ages derived from activity levels to be due to variability.

2.2. Rotation and X-ray Data

To augment our understanding of the activity-age relation, we also compiled data that allowed us to explore the more fundamental rotation-age relation. We created a database of solar-type stars having $\log R'_{\text{HK}}$ with complimentary estimates of color, rotation period, and when available, fractional X-ray luminosity ($\log(L_{\text{X}}/L_{\text{bol}}) = \log R_{\text{X}}$). We started with the compiled catalog of Pizzolato et al. (2003), and added stars from the FEPS program that had new rotation periods measured by G. Henry (private comm.). We removed stars from the Pizzolato et al. (2003) sample which had periods inferred from chromospheric activity levels as in Saar & Osten (1997), i.e. we retain only those rotation periods measured from the observed modulation of starspots or chromospheric activity.

X-ray luminosities for sample stars were calculated using the 0.1-2.4 keV X-ray count rates and HR1 hardness ratios from the *ROSAT* All-Sky Survey (Voges et al. 1999, 2000)³. X-ray count rate f_{X} (ct s⁻¹) can be converted to X-ray flux (ergs cm⁻² sec⁻¹) in the low

³One can convert count-rates and fluxes between ROSAT and other X-ray bands can using the PIMMS tool (<http://cxc.harvard.edu/toolkit/pimms.jsp>). For a brief discussion regarding converting ROSAT and

column density regime via a conversion factor (C_X) formula from Fleming et al. (1995):

$$C_X = (8.31 + 5.30 \text{ HR1}) \times 10^{-12} \text{ ergs cm}^{-2} \text{ ct}^{-1} \quad (1)$$

Combining the X-ray flux f_X and conversion factor C_X with distance D , one can estimate the stellar X-ray luminosity L_X (ergs s^{-1}):

$$L_X = 4 \pi D^2 C_X f_X \quad (2)$$

The final conversion to X-ray and bolometric luminosities used parallaxes, V-band photometry, and B-V colors from *Hipparcos* (Perryman & ESA 1997) and bolometric corrections from Kenyon & Hartmann (1995).

Our rotation-activity sample consists of 167 MS and pre-MS stars of near-solar color ($0.5 < B-V < 0.9$ mag) with measured periods and $\log R'_{\text{HK}}$. Of these, 166 have X-ray luminosities and $\log R_X$ values that can be estimated. The three lacking X-ray data are unsurprisingly inactive ($\log R'_{\text{HK}} < -5.0$). While the primary focus on this paper is on using chromospheric activity to gauge stellar ages, we recognize that X-ray luminosities are calculable for many more stars than those with published $\log R'_{\text{HK}}$ measurements. Hence, in Appendix A we quantify the correlation between chromospheric and X-ray activity for solar-type dwarfs.

2.3. Field Binaries

Solar-type dwarf binaries are a useful sample for two reasons in the present investigation: examining whether there is a color-dependence of $\log R'_{\text{HK}}$ vs. age, and gauging the precision of the age estimates derived from activity. The coevality of stellar binary components at the <1 Myr level is well-motivated observationally (e.g. Hartigan et al. 1994; Hartigan & Kenyon 2003). We list three useful samples for the purposes of exploring the age-activity relation.

First, for exploring the color-dependence of $\log R'_{\text{HK}}$ for a given age, we identify 21 “color-separated” binary systems in the literature with R'_{HK} measurements that have (1) photospheric $B-V$ colors differing between the two components by >0.05 mag, and (2) $B-V$ color for each component between 0.45 and ≈ 0.9 (where the photospheric correction

Chandra fluxes, see Preibisch & Feigelson (2005).

to R'_{HK} is well characterized; Noyes et al. 1984). These systems are listed in Table 2. As our primary focus is on systems of near-solar metallicity, we exclude two very metal poor systems from the analysis (HD 23439AB and HD 134439/40, both with $[\text{Fe}/\text{H}] \simeq -1.0$ (Thévenin & Idiart 1999)), although inclusion of the pair would have negligible impact on our findings.

Second, in Table 3 we list solar-type binaries that met the color range criterion ($0.45 < (B - V)_0 < 0.9$), but whose components had near-identical colors ($|\Delta(B - V)_0| < 0.05$), i.e. “twin” binaries. We include these systems in our analysis of gauging the accuracy to which activity-derived ages can be estimated. Lastly, following Barnes (2007), we also identify five field binaries from the literature having measured rotation periods, and list their properties in Table 4. A few have $(B - V)_0$ colors beyond the range where $\log R'_{\text{HK}}$ is well-defined (i.e. $(B - V)_0 > 0.9$), however we include them in our sample for the purposes of assessing the accuracy of the rotation vs. age vs. color relation discussed in §4.2.

Table 2. $\log R'_{\text{HK}}$ for Color-Separated Solar-type Dwarf Binaries

(1)	(2)	(3)	(4)	(5)	(6)	(7)
A	B	A	B	A	B	
Name	Name	$B-V$	$B-V$	$\log R'_{\text{HK}}$	$\log R'_{\text{HK}}$	Refs.
HD 531B	HD 531A	0.67	0.75	-4.28	-4.39	1,2
HD 5190	HD 5208	0.52	0.68	-4.96	-5.13	1,3
HD 6872A	HD 6872B	0.47	0.54	-4.86	-4.96	1,2
HD 7439	HD 7438	0.45	0.81	-4.75	-4.67	1,2,4
HD 13357A	HD 13357B	0.67	0.72	-4.74	-4.61	1,2*
HD 14082A	HD 14082B	0.52	0.62	-4.41	-4.37	1,2
HD 26923	HD 26913	0.57	0.68	-4.50	-4.39	1,5
HD 28255A	HD 28255B	0.62	0.69	-4.89	-4.65	1,6
HD 53705	HD 53706	0.62	0.78	-4.93	-5.01	1,3
HD 59099	HD 59100	0.49	0.63	-4.72	-4.98	1,3*
HD 73668A	HD 73668B	0.61	0.81	-4.88	-4.66	1,2
HD 103432	HD 103431	0.71	0.76	-4.82	-4.73	1,2,7*
HD 116442	HD 116443	0.78	0.87	-4.94	-4.94	1,2
HD 118576	GJ 9455B	0.64	0.85	-4.92	-4.73	1,7
HD 128620	HD 128621	0.63	0.84	-5.00	-4.92	3,8
HD 134331	HD 134330	0.62	0.72	-4.82	-4.82	1,3
HD 135101A	HD 135101B	0.68	0.74	-5.11	-5.01	1,2,4
HD 137763	HD 137778	0.79	0.87	-4.97	-4.37	1,2
HD 142661	HD 142661B	0.55	0.81	-4.94	-4.58	1,4*
HD 144087	HD 144088	0.75	0.85	-4.66	-4.60	1,2
HD 219175A	HD 219175B	0.54	0.65	-4.99	-4.89	1,7*,2

Note. — References: (1) Perryman & ESA (1997), (2) Wright et al. (2004), (3) Henry et al. (1996), (4) Gray et al. (2003), (5) Baliunas et al. (1996), (6) Tinney et al. (2002), (7) Duncan et al. (1991), (8) Bessell (1981) "*" implies that the published S_{MW} value from the cited survey was converted to $\log R'_{\text{HK}}$ by the author following Noyes et al. (1984).

Table 3. $\log R'_{\text{HK}}$ for Near-Identical Solar-type Dwarf Binaries

(1)	(2)	(3)	(4)	(5)	(6)	(7)
A	B	A	B	A	B	
Name	Name	$B-V$	$B-V$	$\log R'_{\text{HK}}$	$\log R'_{\text{HK}}$	Refs.
HD 9518A	HD 9518B	0.53	0.54	-5.12	-5.00	1,2
HD 10361	HD 10360	0.85	0.88	-4.88	-4.75	3,4
HD 20807	HD 20766	0.60	0.64	-4.79	-4.65	1,4
HD 84612	HD 84627	0.52	0.53	-4.83	-4.81	1,4
HD 92222A	HD 92222B	0.59	0.59	-4.44	-4.51	2,5
HD 98745	HD 98744	0.54	0.54	-5.04	-5.21	1,2
HD 103743	HD 103742	0.64	0.67	-4.81	-4.83	1,4
HD 111484A	HD 111484B	0.56	0.56	-4.71	-4.81	1,2
HD 145958A	HD 145958B	0.76	0.80	-4.94	-4.94	1,2
HD 154195A	HD 154195B	0.61	0.61	-4.87	-4.88	1,4*
HD 155886	HD 155885	0.85	0.86	-4.57	-4.56	6,7,8*
HD 167216	HD 167215	0.53	0.58	-5.05	-5.12	1,2
HD 179957	HD 179958	0.64	0.64	-5.05	-5.08	2,3
HD 186408	HD 186427	0.64	0.66	-5.10	-5.08	1,2

Note. — References: (1) Perryman & ESA (1997), (2) Wright et al. (2004), (3) Mermilliod (1991), (4) Henry et al. (1996), (5) $(B - V)_0$ inferred from spectral type, (6) Gliese & Jahreiss (1991), (7) Baliunas et al. (1996), (8) Baliunas et al. (1995). "*" implies that the published S_{MW} value from the cited survey was recalculated to $\log R'_{\text{HK}}$ by the author using the color listed and following Noyes et al. (1984).

Table 4. Field Binaries With Rotation Periods

(1)	(2)	(3)	(4)	(5)	(6)	(7)
A	B	A	B	A	B	
Name	Name	$B-V$	$B-V$	Per(d)	Per(d)	Refs.
HD 131156A	HD 131156B	0.73	1.16	6.31	11.94	1,2
HD 128620	HD 128621	0.63	0.84	25.6	36.9	3,4,5,6
HD 155886	HD 155885	0.85	0.86	20.69	21.11	2,6
HD 201091	HD 201092	1.07	1.31	35.37	37.84	1,2
HD 219834A	HD 219834B	0.79	0.90	42	43	7,8

Note. — References: (1) Perryman & ESA (1997), (2) Donahue et al. (1996), (3) Bessell (1981), (4) E. Guinan (priv. comm.), (5) Jay et al. (1997), (6) Hallam et al. (1991), (7) Hoffleit & Jaschek (1991), (8) Mermilliod (1991), (9) Baliunas et al. (1996). The period for HD 128620 (α Cen A) is a mean (25.6 days) from values given by E. Guinan (priv. comm.; 22 ± 3 day) and Hallam et al. (1991; 28.8 ± 2.5 days), and is consistent within the constraints from $v \sin i$ and p -mode rotational splitting (Fletcher et al. 2006; Bazot et al. 2007).

Table 5. Members of Stellar Aggregates with $\log R'_{\text{HK}}$ Measurements

(1)	(2)	(3)	(4)	(5)	(6)	(7)	(8)	(9)	(10)	(11)	(12)	(13)
Name	Alias	Alias	$B-V$ mag	Ref.	$E(B-V)$ mag	Ref.	$(B-V)_0$ mag	Ref.	$\log R'_{\text{HK}}$ dex	N_{obs}	Ref.	Group
TYC 6779-1372-1	ScoPMS 5	HD 142361	0.71	1	0.10	4,2	0.62	4,2	-4.01	2	6	US
TYC 6793-501-1	ScoPMS 60	HD 146516	0.79	4	0.20	4,5	0.59	2,4	-4.09	1	6	US
TYC 6215-184-1	ScoPMS 214	...	1.24	4	0.30	4,5	0.82	4,2	-4.17	1	6	US
TYC 6785-476-1	PZ99 J154106.7-265626	...	0.92	8	0.50	7	0.74	2,7	-3.88	1	6	US
TYC 6208-1543-1	PZ99 J160158.2-200811	...	1.10	1	0.30	7	0.68	2,7	-3.92	1	6	US
2UCAC 22492947	PZ99 J161329.3-231106	0.60	5,7	0.86	2,7	-4.28	1	6	US
TYC 6793-1406-1	PZ99 J161618.0-233947	...	0.64	1	0.40	5,7	0.74	2,7	-4.07	1	6	US
TYC 6779-305-1	V1149 Sco	HD 143006	0.75	1	0.07	1,2	0.68	2	-4.05	1	6	US
TYC 6779-305-1	V1149 Sco	HD 143006	0.75	1	0.07	1,2	0.68	2	-4.03	4	3	US
HIP 84586	V824 Ara	HD 155555	0.80	1	0.00	9	0.80	1,9	-3.97	...	10	β Pic
HIP 92680	PZ Tel	HD 174429	0.78	1	0.00	9	0.78	1,9	-3.78	1	11	β Pic
HIP 92680	PZ Tel	HD 174429	0.78	1	0.00	9	0.78	1,9	-3.84	...	12	β Pic
HIP 25486	HR 1817	HD 35850	0.55	1	0.00	9	0.55	1,9	-4.08	...	10	β Pic
HIP 25486	HR 1817	HD 35850	0.55	1	0.00	9	0.55	1,9	-4.22	5	3	β Pic
HIP 25486	HR 1817	HD 35850	0.55	1	0.00	9	0.55	1,9	-4.29	1	6	β Pic
TYC 7310-2431 1	MML 52	...	0.97	14	0.05	14	0.62	2,14	-4.12	2	6	UCL
TYC 7319-749 1	MML 58	...	0.88	13	0.14	14	0.81	2,14	-4.20	2	6	UCL
TYC 7822-158 1	MML 63	...	0.87	13	0.23	14	0.80	2,14	-4.02	1	6	UCL
HIP 76673	MML 69	HD 139498	0.75	1	0.09	14	0.68	2,14	-4.04	1	6	UCL
TYC 7331-782 1	MML 70	...	0.95	14	0.15	14	0.82	2,14	-4.06	1	6	UCL
TYC 7333-1260 1	MML 74	HD 143358	0.73	14	0.05	14	0.59	2,14	-4.04	2	6	UCL
HIP 59764	SAO 251810	HD 106506	0.60	1	0.06	15	0.55	1,15	-3.95	1	11	LCC
HIP 59764	SAO 251810	HD 106506	0.60	1	0.06	15	0.55	1,15	-3.97	...	12	LCC
HIP 66941	SAO 252423	HD 119022	0.74	1	0.12	14	0.62	1,14	-4.03	...	11	LCC
HIP 66941	SAO 252423	HD 119022	0.74	1	0.12	14	0.62	1,14	-4.06	...	12	LCC
HIP 490	SAO 214961	HD 105	0.59	1	0.00	9	0.59	1,9	-4.36	1	11	Tuc
HIP 490	SAO 214961	HD 105	0.59	1	0.00	9	0.59	1,9	-4.41	7	3	Tuc
HIP 1481	SAO 248159	HD 1466	0.54	1	0.00	9	0.67	1,9	-4.36	1	11	Tuc
HIP 105388	SAO 246975	HD 202917	0.69	1	0.00	9	0.69	1,9	-4.06	1	11	Tuc
HIP 105388	SAO 246975	HD 202917	0.69	1	0.00	9	0.69	1,9	-4.09	...	12	Tuc
HIP 105388	SAO 246975	HD 202917	0.69	1	0.00	9	0.69	1,9	-4.22	4	3	Tuc
HIP 116748A	DS Tuc A	HD 222259A	0.68	1	0.00	9	0.68	1,9	-4.00	...	12	Tuc
HIP 116748A	DS Tuc A	HD 222259A	0.68	1	0.00	9	0.68	1,9	-4.09	1	11	Tuc
TYC 3319-306-1	Cl Melotte 20 350	...	0.69	19	0.10	17	0.60	17,19	-4.04	1	6	α Per
TYC 3319-306-1	Cl Melotte 20 350	...	0.69	19	0.10	17	0.60	17,19	-4.21	1	6	α Per
TYC 3315-1080-1	Cl Melotte 20 373	...	0.77	20	0.10	17	0.67	20,17	-4.04	2	6	α Per
TYC 3319-589-1	Cl Melotte 20 389	...	0.67	16	0.10	17	0.57	16,17	-4.53	1	6	α Per
TYC 3320-1283-1	Cl Melotte 20 622	...	0.82	19	0.10	17	0.72	17,19	-3.78	1	6	α Per
2UCAC 47964793	Cl Melotte 20 696	...	0.74	19	0.10	17	0.64	17,19	-4.21	1	6	α Per
TYC 3320-545-1	Cl Melotte 20 699	...	0.70	16	0.10	17	0.60	16,17	-4.05	2	6	α Per
TYC 3320-423-1	Cl Melotte 20 750	...	0.59	19	0.10	17	0.49	17,19	-4.80	1	6	α Per
TYC 3320-2239-1	Cl Melotte 20 767	...	0.61	19	0.10	17	0.52	17,19	-4.62	2	6	α Per
TYC 3320-583-1	Cl Melotte 20 935	...	0.63	19	0.10	17	0.53	17,19	-4.16	1	6	α Per

Table 5—Continued

(1)	(2)	(3)	(4)	(5)	(6)	(7)	(8)	(9)	(10)	(11)	(12)	(13)
Name	Alias	Alias	$B-V$ mag	Ref.	$E(B-V)$ mag	Ref.	$(B-V)_0$ mag	Ref.	$\log R'_{\text{HK}}$ dex	N_{obs}	Ref.	Group
TYC 3321-1655-1	Cl Melotte 20 1101	...	0.69	20	0.10	17	0.59	17,19	-4.00	1	6	α Per
TYC 3325-753-1	Cl Melotte 20 1234	...	0.72	16	0.10	17	0.62	16,17	-4.53	1	6	α Per
2UCAC 47800056	Cl* Melotte 20 AP 93	...	0.94	18	0.10	17	0.84	17,18	-4.05	1	6	α Per
TYC 1799-118-1	Cl Melotte 22 102	...	0.72	19	0.04	19,21	0.68	21	-4.45	1	6	Pleiades
TYC 1799-118-1	Cl Melotte 22 102	...	0.72	19	0.04	19,21	0.68	21	-4.48	1	6	Pleiades
TYC 1799-102-1	Cl Melotte 22 120	...	0.71	19	0.04	19,21	0.67	21	-4.35	1	6	Pleiades
TYC 1799-1268-1	Cl Melotte 22 129	...	0.88	19	0.05	19,21	0.83	21	-4.27	1	23	Pleiades
TYC 1799-1037-1	Cl Melotte 22 164	HD 23158	0.49	19	0.03	19,21	0.46	21	-4.33	2	23	Pleiades
TYC 1803-1351-1	Cl Melotte 22 173	...	0.85	19	0.04	19,21	0.81	21	-4.20	1	6	Pleiades
TYC 1803-8-1	Cl Melotte 22 174	...	0.85	19	0.04	19,21	0.81	21	-3.48	1	6	Pleiades
TYC 1799-1224-1	Cl Melotte 22 233	HD 23195	0.53	19	0.03	19,21	0.49	21	-4.72	2	23	Pleiades
TYC 1803-818-1	Cl Melotte 22 250	...	0.69	19	0.05	19,21	0.64	21	-4.49	1	6	Pleiades
TYC 1799-963-1	Cl Melotte 22 296	...	0.84	19	0.04	19,21	0.80	21	-3.90	1	21	Pleiades
TYC 1803-574-1	Cl Melotte 22 314	...	0.66	19	0.04	19,21	0.61	21	-4.21	1	6	Pleiades
TYC 1803-542-1	Cl Melotte 22 405	...	0.54	19	0.04	19,21	0.49	21	-4.42	3	23	Pleiades
TYC 1803-808-1	Cl Melotte 22 489	...	0.63	19	0.10	19,21	0.53	21	-3.94	2	23	Pleiades
TYC 1803-1061-1	Cl Melotte 22 514	...	0.70	19	0.04	19,21	0.66	21	-4.34	1	6	Pleiades
TYC 1803-1156-1	Cl Melotte 22 571	...	0.78	19	0.03	19,21	0.75	21	-4.40	1	6	Pleiades
GSC 1799-960	Cl Melotte 22 625	...	1.17	19	0.36	19,21	0.82	21	-3.85	1	21	Pleiades
TYC 1799-974-1	Cl Melotte 22 708	...	0.61	19	0.03	19,21	0.58	21	-3.88	2	23	Pleiades
TYC 1803-156-1	Cl Melotte 22 727	...	0.55	19	0.03	19,21	0.52	21	-3.78	4	23	Pleiades
TYC 1803-944-1	Cl Melotte 22 739	...	0.62	19	0.04	19,21	0.59	21	-3.97	1	21	Pleiades
TYC 1799-978-1	Cl Melotte 22 745	HD 282969	0.52	19	0.03	19,21	0.50	21	-4.43	1	23	Pleiades
TYC 1800-1917-1	Cl Melotte 22 923	...	0.62	19	0.04	19,21	0.58	21	-4.23	2	23	Pleiades
TYC 1804-2129-1	Cl Melotte 22 996	...	0.65	19	0.04	19,21	0.60	21	-4.25	3	23	Pleiades
TYC 1804-2366-1	Cl Melotte 22 1015	...	0.65	19	0.04	19,21	0.61	21	-4.55	1	6	Pleiades
TYC 1800-1620-1	Cl Melotte 22 1117	...	0.72	19	0.04	19,21	0.68	21	-4.57	2	23	Pleiades
TYC 1800-1774-1	Cl Melotte 22 1182	...	0.64	19	0.04	19,21	0.60	21	-4.44	1	6	Pleiades
TYC 1800-1627-1	Cl Melotte 22 1200	...	0.54	19	0.03	19,21	0.51	21	-4.68	1	6	Pleiades
TYC 1804-2205-1	Cl Melotte 22 1207	...	0.63	19	0.04	19,21	0.59	21	-4.29	1	23	Pleiades
TYC 1800-1616-1	Cl Melotte 22 1215	...	0.64	19	0.04	19,21	0.60	21	-4.26	1	23	Pleiades
TYC 1800-1683-1	Cl Melotte 22 1613	...	0.54	19	0.05	19,21	0.49	21	-4.42	1	23	Pleiades
TYC 1800-1632-1	Cl Melotte 22 1726	HD 23713	0.54	19	0.04	19,21	0.51	21	-4.44	2	23	Pleiades
TYC 1804-2140-1	Cl Melotte 22 1776	HD 282958	0.72	19	0.04	19,21	0.68	21	-4.07	1	21	Pleiades
TYC 1804-2140-1	Cl Melotte 22 1776	...	0.72	19	0.04	19,21	0.68	21	-4.30	1	6	Pleiades
TYC 1800-1852-1	Cl Melotte 22 1797	...	0.56	19	0.04	19,21	0.52	21	-4.36	1	23	Pleiades
TYC 1800-1716-1	Cl Melotte 22 1856	...	0.56	19	0.04	19,21	0.51	21	-4.39	1	23	Pleiades
2UCAC 40300217	Cl Melotte 22 2027	...	0.86	19	0.04	19,21	0.82	21	-4.71	1	23	Pleiades
2UCAC 39967447	Cl Melotte 22 2106	...	0.86	19	0.04	19,21	0.82	21	-4.19	2	23	Pleiades
2UCAC 39967447	Cl Melotte 22 2106	...	0.86	19	0.04	19,21	0.82	21	-3.94	1	6	Pleiades
2UCAC 39967452	Cl Melotte 22 2126	...	0.85	19	0.04	19,21	0.81	21	-4.14	2	23	Pleiades
2UCAC 39967452	Cl Melotte 22 2126	...	0.85	19	0.04	19,21	0.81	21	-4.16	1	21	Pleiades
TYC 1800-1091-1	Cl Melotte 22 2147	...	0.81	19	0.03	19,21	0.78	21	-4.11	2	23	Pleiades
TYC 1800-1091-1	Cl Melotte 22 2147	...	0.81	19	0.03	19,21	0.78	21	-3.94	1	6	Pleiades

Table 5—Continued

(1)	(2)	(3)	(4)	(5)	(6)	(7)	(8)	(9)	(10)	(11)	(12)	(13)
Name	Alias	Alias	$B-V$ mag	Ref.	$E(B-V)$ mag	Ref.	$(B-V)_0$ mag	Ref.	$\log R'_{\text{HK}}$ dex	N_{obs}	Ref.	Group
TYC 1804-1179-1	Cl Melotte 22 2278	...	0.87	19	0.04	19,21	0.83	21	-4.19	1	6	Pleiades
TYC 1800-471-1	Cl Melotte 22 2506	...	0.60	19	0.05	19,21	0.55	21	-4.43	1	6	Pleiades
TYC 1804-305-1	Cl Melotte 22 2644	...	0.74	19	0.04	22	0.70	19,22	-4.42	1	6	Pleiades
TYC 1800-1526-1	Cl Melotte 22 2786	...	0.61	19	0.04	19,21	0.56	21	-4.38	1	6	Pleiades
TYC 1804-1400-1	Cl Melotte 22 3097	...	0.74	19	0.04	19,21	0.70	21	-4.23	1	6	Pleiades
TYC 1804-1400-1	Cl Melotte 22 3097	...	0.74	19	0.04	19,21	0.70	21	-4.29	1	6	Pleiades
TYC 1800-1415-1	Cl Melotte 22 3179	...	0.57	19	0.03	19,21	0.53	21	-4.55	1	6	Pleiades
TYC 1813-126-1	Cl* Melotte 22 PELS 191	...	0.71	1	0.04	1,21	0.67	21	-4.38	1	6	Pleiades
HIP 13806	Cl Melotte 25 153	...	0.85	1	0.00	24	0.85	1,24	-4.38	18	25	Hyades
HIP 14976	SAO 56256	HD 19902	0.73	1	0.00	24	0.73	1,24	-4.57	10	25	Hyades
HIP 14976	SAO 56256	HD 19902	0.73	1	0.00	24	0.73	1,24	-4.60	1	3	Hyades
HIP 15310	Cl Melotte 25 2	HD 20439	0.62	1	0.00	24	0.62	1,24	-4.49	3	23	Hyades
HIP 15310	Cl Melotte 25 2	HD 20439	0.62	1	0.00	24	0.62	1,24	-4.54	13	25	Hyades
HIP 16529	Cl Melotte 25 4	...	0.84	1	0.00	24	0.84	1,24	-4.37	9	25	Hyades
HIP 18327	Cl Melotte 25 7	HD 258252	0.90	1	0.00	24	0.90	1,24	-4.36	8	25	Hyades
HIP 19098	Cl Melotte 25 228	HD 285367	0.89	1	0.00	24	0.89	1,24	-4.39	8	25	Hyades
HIP 19148	Cl Melotte 25 10	HD 25825	0.59	1	0.00	24	0.59	1,24	-4.47	8	25	Hyades
HIP 19148	Cl Melotte 25 10	HD 25825	0.59	1	0.00	24	0.59	1,24	-4.48	13	3	Hyades
HIP 19148	Cl Melotte 25 10	HD 25825	0.59	1	0.00	24	0.59	1,24	-4.57	3	23	Hyades
HIP 19261 B	Cl Melotte 25 12	HD 26015B	0.65	1	0.00	24	0.65	1,24	-4.28	8	25	Hyades
HIP 19781	Cl Melotte 25 17	HD 26756	0.69	1	0.00	24	0.69	1,24	-4.42	21	25	Hyades
HIP 19781	Cl Melotte 25 17	HD 26756	0.69	1	0.00	24	0.69	1,24	-4.47	27	23	Hyades
HIP 19786	Cl Melotte 25 18	HD 26767	0.64	1	0.00	24	0.64	1,24	-4.39	2	23	Hyades
HIP 19786	Cl Melotte 25 18	HD 26767	0.64	1	0.00	24	0.64	1,24	-4.44	15	25	Hyades
HIP 19786	Cl Melotte 25 18	HD 26767	0.64	1	0.00	24	0.64	1,24	-4.48	9	3	Hyades
HIP 19793	Cl Melotte 25 15	HD 26736	0.66	1	0.00	24	0.66	1,24	-4.42	24	23	Hyades
HIP 19793	Cl Melotte 25 15	HD 26736	0.66	1	0.00	24	0.66	1,24	-4.42	17	25	Hyades
HIP 19796	Cl Melotte 25 19	HD 26784	0.51	1	0.00	24	0.51	1,24	-4.49	1	23	Hyades
HIP 19796	Cl Melotte 25 19	HD 26784	0.51	1	0.00	24	0.51	1,24	-4.54	11	25	Hyades
HIP 20130	Cl Melotte 25 26	HD 27250	0.74	1	0.00	24	0.74	1,24	-4.45	8	25	Hyades
HIP 20130	Cl Melotte 25 26	HD 27250	0.74	1	0.00	24	0.74	1,24	-4.47	12	23	Hyades
HIP 20146	Cl Melotte 25 27	HD 27282	0.72	1	0.00	24	0.72	1,24	-4.45	45	23	Hyades
HIP 20146	Cl Melotte 25 27	HD 27282	0.72	1	0.00	24	0.72	1,24	-4.46	9	25	Hyades
HIP 20237	Cl Melotte 25 31	HD 27406	0.56	1	0.00	24	0.56	1,24	-4.45	8	25	Hyades
HIP 20237	Cl Melotte 25 31	HD 27406	0.56	1	0.00	24	0.56	1,24	-4.48	161	23	Hyades
HIP 20480	Cl Melotte 25 42	HD 27732	0.76	1	0.00	24	0.76	1,24	-4.46	8	25	Hyades
HIP 20480	Cl Melotte 25 42	HD 27732	0.76	1	0.00	24	0.76	1,24	-4.48	10	23	Hyades
HIP 20492	Cl Melotte 25 46	HD 27771	0.85	1	0.00	24	0.85	1,24	-4.39	8	25	Hyades
HIP 20492	Cl Melotte 25 46	HD 27771	0.85	1	0.00	24	0.85	1,24	-4.81	1	23	Hyades
HIP 20557	Cl Melotte 25 48	HD 27808	0.52	1	0.00	24	0.52	1,24	-4.50	8	25	Hyades
HIP 20557	Cl Melotte 25 48	HD 27808	0.52	1	0.00	24	0.52	1,24	-4.52	183	23	Hyades
HIP 20577	Cl Melotte 25 52	HD 27859	0.60	1	0.00	24	0.60	1,24	-4.45	102	23	Hyades
HIP 20577	Cl Melotte 25 52	HD 27859	0.60	1	0.00	24	0.60	1,24	-4.47	1	6	Hyades
HIP 20577	Cl Melotte 25 52	HD 27859	0.60	1	0.00	24	0.60	1,24	-4.47	9	25	Hyades

Table 5—Continued

(1)	(2)	(3)	(4)	(5)	(6)	(7)	(8)	(9)	(10)	(11)	(12)	(13)
Name	Alias	Alias	$B-V$ mag	Ref.	$E(B-V)$ mag	Ref.	$(B-V)_0$ mag	Ref.	$\log R'_{\text{HK}}$ dex	N_{obs}	Ref.	Group
HIP 20741	Cl Melotte 25 64	HD 20899	0.66	1	0.00	24	0.66	1,24	-4.47	9	25	Hyades
HIP 20741	Cl Melotte 25 64	HD 28099	0.66	1	0.00	24	0.66	1,24	-4.50	81	23	Hyades
HIP 20741	Cl Melotte 25 64	HD 28099	0.66	1	0.00	24	0.66	1,24	-4.62	1	6	Hyades
HIP 20815	Cl Melotte 25 65	HD 28205	0.54	1	0.00	24	0.54	1,24	-4.58	8	25	Hyades
HIP 20815	Cl Melotte 25 65	HD 28205	0.54	1	0.00	24	0.54	1,24	-4.60	144	23	Hyades
HIP 20826	Cl Melotte 25 66	HD 28237	0.56	1	0.00	24	0.56	1,24	-4.46	8	25	Hyades
HIP 20826	Cl Melotte 25 66	HD 28237	0.56	1	0.00	24	0.56	1,24	-4.46	2	23	Hyades
HIP 20826	Cl Melotte 25 66	HD 28237	0.56	1	0.00	24	0.56	1,24	-4.48	5	3	Hyades
HIP 20826	Cl Melotte 25 66	HD 28237	0.56	1	0.00	24	0.56	1,24	-4.55	1	6	Hyades
HIP 20850	Cl Melotte 25 178	HD 28258	0.84	1	0.00	24	0.84	1,24	-4.43	9	25	Hyades
HIP 20899	Cl Melotte 25 73	HD 28344	0.61	1	0.00	24	0.61	1,24	-4.44	33	23	Hyades
HIP 20899	Cl Melotte 25 73	HD 28344	0.61	1	0.00	24	0.61	1,24	-4.46	7	3	Hyades
HIP 20899	Cl Melotte 25 73	HD 28344	0.61	1	0.00	24	0.61	1,24	-4.50	10	25	Hyades
HIP 20899	Cl Melotte 25 73	HD 28344	0.61	1	0.00	24	0.61	1,24	-4.59	1	6	Hyades
HIP 20951	Cl Melotte 25 79	HD 285733	0.83	1	0.00	24	0.83	1,24	-4.44	12	23	Hyades
HIP 20951	Cl Melotte 25 79	HD 285733	0.83	1	0.00	24	0.83	1,24	-4.52	1	6	Hyades
HIP 20951	Cl Melotte 25 79	HD 285773	0.83	1	0.00	24	0.83	1,24	-4.44	9	25	Hyades
HIP 20978	Cl Melotte 25 180	HD 28462	0.86	1	0.00	24	0.86	1,24	-4.27	9	23	Hyades
HIP 20978	Cl Melotte 25 180	HD 28462	0.86	1	0.00	24	0.86	1,24	-4.29	1	6	Hyades
HIP 20978	Cl Melotte 25 180	HD 28462	0.86	1	0.00	24	0.86	1,24	-4.41	7	25	Hyades
HIP 21099	Cl Melotte 25 87	HD 28593	0.73	1	0.00	24	0.73	1,24	-4.46	21	23	Hyades
HIP 21099	Cl Melotte 25 87	HD 28593	0.73	1	0.00	24	0.73	1,24	-4.48	9	25	Hyades
HIP 21112	Cl Melotte 25 88	HD 28635	0.54	1	0.00	24	0.54	1,24	-4.39	1	6	Hyades
HIP 21112	Cl Melotte 25 88	HD 28635	0.54	1	0.00	24	0.54	1,24	-4.56	10	25	Hyades
HIP 21112	Cl Melotte 25 88	HD 28635	0.54	1	0.00	24	0.54	1,24	-4.56	33	23	Hyades
HIP 21317	Cl Melotte 25 97	HD 28892	0.63	1	0.00	24	0.63	1,24	-4.45	8	25	Hyades
HIP 21317	Cl Melotte 25 97	HD 28992	0.63	1	0.00	24	0.63	1,24	-4.48	60	23	Hyades
HIP 21317	Cl Melotte 25 97	HD 28992	0.63	1	0.00	24	0.63	1,24	-4.52	1	6	Hyades
HIP 21637	Cl Melotte 25 105	HD 29419	0.58	1	0.00	24	0.58	1,24	-4.52	8	25	Hyades
HIP 21654	Cl Melotte 25 106	HD 29461	0.66	1	0.00	24	0.66	1,24	-4.55	15	3	Hyades
HIP 21654	Cl Melotte 25 106	HD 29461	0.66	1	0.00	24	0.66	1,24	-4.58	1	6	Hyades
HIP 22203	Cl Melotte 25 142	HD 30246	0.67	1	0.00	24	0.66	1,24	-4.63	1	6	Hyades
HIP 22422	Cl Melotte 25 118	HD 30589	0.58	1	0.00	24	0.58	1,24	-4.75	1	23	Hyades
HIP 22422	Cl Melotte 25 118	HD 30589	0.58	1	0.00	24	0.58	1,24	-4.82	10	25	Hyades
HIP 23069	Cl Melotte 25 127	HD 31609	0.74	1	0.00	24	0.74	1,24	-4.45	7	25	Hyades
HIP 23498	Cl Melotte 25 187	HD 32347	0.77	1	0.00	24	0.77	1,24	-4.44	7	25	Hyades
HIP 23750	Cl* Melotte 25 S 140	HD 240648	0.73	1	0.00	24	0.73	1,24	-4.43	7	25	Hyades
TYC 1265-569-1	Cl Melotte 25 49	HD 27835	0.59	19	0.00	24	0.59	19,24	-4.62	1	6	Hyades
TYC 1265-569-1	Cl Melotte 25 49	HD 27835	0.60	1	0.00	24	0.60	1,24	-4.52	8	25	Hyades
TYC 1265-569-1	Cl Melotte 25 49	HD 27835	0.60	1	0.00	24	0.60	1,24	-4.53	12	23	Hyades
TYC 1266-1012-1	Cl Melotte 25 91	HD 28783	0.88	19	0.00	24	0.88	19,24	-4.47	3	23	Hyades
TYC 1266-1012-1	Cl Melotte 25 91	HD 28783	0.88	19	0.00	24	0.88	19,24	-4.80	1	6	Hyades
TYC 1266-1175-1	Cl Melotte 25 99	HD 29159	0.87	19	0.00	24	0.87	19,24	-4.38	8	25	Hyades
TYC 1266-1175-1	Cl Melotte 25 99	HD 29159	0.87	19	0.00	24	0.87	19,24	-4.40	9	23	Hyades

Table 5—Continued

(1)	(2)	(3)	(4)	(5)	(6)	(7)	(8)	(9)	(10)	(11)	(12)	(13)
Name	Alias	Alias	$B-V$ mag	Ref.	$E(B-V)$ mag	Ref.	$(B-V)_0$ mag	Ref.	$\log R'_{\text{HK}}$ dex	N_{obs}	Ref.	Group
TYC 1266-1175-1	Cl Melotte 25 99	HD 29159	0.87	19	0.00	24	0.87	19,24	-4.69	1	6	Hyades
TYC 1266-1286-1	Cl Melotte 25 92	HD 28805	0.73	1	0.00	24	0.73	1,24	-4.44	7	25	Hyades
TYC 1266-1286-1	Cl Melotte 25 92	HD 28805	0.74	19	0.00	24	0.74	19,24	-4.45	18	23	Hyades
TYC 1266-1286-1	Cl Melotte 25 92	HD 28805	0.74	19	0.00	24	0.74	19,24	-4.61	1	6	Hyades
TYC 1266-149-1	Cl Melotte 25 93	HD 28878	0.89	19	0.00	24	0.89	19,24	-4.40	8	25	Hyades
TYC 1266-149-1	Cl Melotte 25 93	HD 28878	0.89	19	0.00	24	0.89	19,24	-4.63	1	6	Hyades
HIP 8486	GJ 9061B	HD 11131	0.65	1	0.00	9	0.65	1,9	-4.47	4	11	UMa
HIP 8486	GJ 9061B	HD 11131	0.65	1	0.00	9	0.65	1,9	-4.52	...	31	UMa
HIP 19859	HR 1322	HD 26923	0.57	1	0.00	9	0.57	1,9	-4.55	...	31	UMa
HIP 19859	HR 1322	HD 26923	0.57	1	0.00	9	0.57	1,9	-4.52	...	31	UMa
HIP 21276	GJ 3295	HD 28495	0.76	1	0.00	9	0.76	1,9	-4.34	6	3	UMa
HIP 27072	HR 1983	HD 38393	0.48	1	0.00	9	0.48	1,9	-4.77	3	11	UMa
HIP 27072	HR 1983	HD 38393	0.48	1	0.00	9	0.48	1,9	-4.82	...	31	UMa
HIP 27913	HR 2047	HD 39587	0.59	1	0.00	9	0.59	1,9	-4.46	...	31	UMa
HIP 27913	HR 2047	HD 39587	0.59	1	0.00	9	0.59	1,9	-4.43	...	31	UMa
HIP 36704	HR 8883	HD 59747	0.86	1	0.00	9	0.86	1,9	-4.37	1	3	UMa
HIP 36704	HR 8883	HD 59747	0.86	1	0.00	9	0.86	1,9	-4.46	...	31	UMa
HIP 42438	HR 3391	HD 72905	0.62	1	0.00	9	0.62	1,9	-4.40	3	3	UMa
HIP 42438	HR 3391	HD 72905	0.62	1	0.00	9	0.62	1,9	-4.48	1	6	UMa
HIP 80686	HR 6098	HD 147584	0.56	1	0.00	9	0.56	1,9	-4.56	1	11	UMa
HIP 80686	HR 6098	HD 147584	0.56	1	0.00	9	0.56	1,9	-4.58	...	31	UMa
HIP 88694	HR 6748	HD 165185	0.61	1	0.00	9	0.61	1,9	-4.54	...	31	UMa
HIP 115312	HR 8883	HD 220096	0.82	1	0.00	9	0.82	1,9	-4.39	1	3	UMa
2UCAC 35931542	Cl* NGC 2682 SAND 0603 ...		0.59	32	0.04	33	0.55	32,33	-4.74	...	34	M67
2UCAC 35931521	Cl* NGC 2682 SAND 0621 ...		0.66	32	0.04	33	0.62	32,33	-4.83	...	34	M67
2UCAC 35931673	Cl* NGC 2682 SAND 0724 ...		0.00	...	0.04	33	0.63	34	-4.86	...	34	M67
2UCAC 35931593	Cl* NGC 2682 SAND 0746 ...		0.71	32	0.04	33	0.67	32,33	-4.85	...	34	M67
2UCAC 35931670	Cl* NGC 2682 SAND 0747 ...		0.70	32	0.04	33	0.67	32,33	-4.47	...	34	M67
2UCAC 35931634	Cl* NGC 2682 SAND 0748 ...		0.83	32	0.04	33	0.79	32,33	-4.75	...	34	M67
2UCAC 35931585	Cl* NGC 2682 SAND 0753 ...		0.63	32	0.04	33	0.59	32,33	-4.77	...	34	M67
2UCAC 35931642	Cl* NGC 2682 SAND 0770 ...		0.68	32	0.04	33	0.64	32,33	-4.88	...	34	M67
2UCAC 35931570	Cl* NGC 2682 SAND 0777 ...		0.67	32	0.04	33	0.64	32,33	-4.82	...	34	M67
2UCAC 35931615	Cl* NGC 2682 SAND 0779 ...		0.69	32	0.04	33	0.65	32,33	-4.94	...	34	M67
2UCAC 35931637	Cl* NGC 2682 SAND 0785 ...		0.70	32	0.04	33	0.66	32,33	-4.79	...	34	M67
2UCAC 35931665	Cl* NGC 2682 SAND 0789 ...		0.66	32	0.04	33	0.62	32,33	-4.82	...	34	M67
2UCAC 35931671	Cl* NGC 2682 SAND 0801 ...		0.72	32	0.04	33	0.68	32,33	-4.98	...	34	M67
2UCAC 35931641	Cl* NGC 2682 SAND 0802 ...		0.72	32	0.04	33	0.68	32,33	-4.92	...	34	M67
2UCAC 35931626	Cl* NGC 2682 SAND 0829 ...		0.63	32	0.04	33	0.59	32,33	-4.88	...	34	M67
2UCAC 35931675	Cl* NGC 2682 SAND 0937 ...		0.59	32	0.04	33	0.55	32,33	-4.84	...	34	M67
2UCAC 35931686	Cl* NGC 2682 SAND 0942 ...		0.63	32	0.04	33	0.59	32,33	-4.78	...	34	M67
2UCAC 35931848	Cl* NGC 2682 SAND 0943 ...		0.76	32	0.04	33	0.72	32,33	-5.08	...	34	M67
2UCAC 35931810	Cl* NGC 2682 SAND 0945 ...		0.67	32	0.04	33	0.63	32,33	-4.83	...	34	M67
2UCAC 35931701	Cl* NGC 2682 SAND 0951 ...		0.72	32	0.04	33	0.68	32,33	-4.94	...	34	M67
2UCAC 35931726	Cl* NGC 2682 SAND 0958 ...		0.00	...	0.04	33	0.62	34	-4.82	...	34	M67

Table 5—Continued

(1)	(2)	(3)	(4)	(5)	(6)	(7)	(8)	(9)	(10)	(11)	(12)	(13)
Name	Alias	Alias	$B-V$ mag	Ref.	$E(B-V)$ mag	Ref.	$(B-V)_0$ mag	Ref.	$\log R'_{\text{HK}}$ dex	N_{obs}	Ref.	Group
2UCAC 35931749	CI* NGC 2682	SAND 0963 ...	0.71	32	0.04	33	0.67	32,33	-5.05	...	34	M67
2UCAC 35931815	CI* NGC 2682	SAND 0965 ...	0.76	32	0.04	33	0.72	32,33	-4.83	...	34	M67
2UCAC 35931793	CI* NGC 2682	SAND 0969 ...	0.67	32	0.04	33	0.63	32,33	-4.83	...	34	M67
GSC 814-1735	CI* NGC 2682	SAND 0981 ...	0.71	32	0.04	33	0.67	32,33	-5.00	...	34	M67
2UCAC 35931819	CI* NGC 2682	SAND 0982 ...	0.61	32	0.04	33	0.57	32,33	-4.66	...	34	M67
2UCAC 35931700	CI* NGC 2682	SAND 0991 ...	0.68	32	0.04	33	0.65	32,33	-4.96	...	34	M67
2UCAC 35931814	CI* NGC 2682	SAND 1004 ...	0.76	32	0.04	33	0.72	32,33	-4.86	...	34	M67
2UCAC 35931816	CI* NGC 2682	SAND 1012 ...	0.74	32	0.04	33	0.70	32,33	-4.80	...	34	M67
2UCAC 35931821	CI* NGC 2682	SAND 1014 ...	0.71	32	0.04	33	0.67	32,33	-4.72	...	34	M67
2UCAC 35931731	CI* NGC 2682	SAND 1033 ...	0.61	32	0.04	33	0.57	32,33	-4.74	...	34	M67
2UCAC 35931828	CI* NGC 2682	SAND 1041 ...	0.73	32	0.04	33	0.69	32,33	-4.93	...	34	M67
2UCAC 35931843	CI* NGC 2682	SAND 1048 ...	0.69	32	0.04	33	0.65	32,33	-4.92	...	34	M67
GSC 814-1295	CI* NGC 2682	SAND 1050 ...	0.66	32	0.04	33	0.62	32,33	-4.38	...	34	M67
2UCAC 35931775	CI* NGC 2682	SAND 1057 ...	0.68	32	0.04	33	0.64	32,33	-4.82	...	34	M67
GSC 814-1233	CI* NGC 2682	SAND 1064 ...	0.66	32	0.04	33	0.62	32,33	-4.94	...	34	M67
GSC 814-1221	CI* NGC 2682	SAND 1065 ...	0.80	32	0.04	33	0.76	32,33	-4.85	...	34	M67
2UCAC 35931734	CI* NGC 2682	SAND 1068 ...	0.75	32	0.04	33	0.71	32,33	-4.87	...	34	M67
2UCAC 35931840	CI* NGC 2682	SAND 1078 ...	0.66	32	0.04	33	0.62	32,33	-4.88	...	34	M67
2UCAC 35931804	CI* NGC 2682	SAND 1087 ...	0.64	32	0.04	33	0.60	32,33	-4.82	...	34	M67
2UCAC 35931713	CI* NGC 2682	SAND 1089 ...	0.67	32	0.04	33	0.63	32,33	-4.98	...	34	M67
2UCAC 35931762	CI* NGC 2682	SAND 1093 ...	0.64	32	0.04	33	0.60	32,33	-4.78	...	34	M67
2UCAC 35931696	CI* NGC 2682	SAND 1095 ...	0.65	32	0.04	33	0.61	32,33	-4.92	...	34	M67
2UCAC 35931717	CI* NGC 2682	SAND 1096 ...	0.66	32	0.04	33	0.62	32,33	-4.88	...	34	M67
2UCAC 35931684	CI* NGC 2682	SAND 1106 ...	0.69	32	0.04	33	0.65	32,33	-5.06	...	34	M67
GSC 814-1789	CI* NGC 2682	SAND 1107 ...	0.64	32	0.04	33	0.60	32,33	-4.62	...	34	M67
2UCAC 35931906	CI* NGC 2682	SAND 1203 ...	0.71	32	0.04	33	0.68	32,33	-4.82	...	34	M67
2UCAC 35931884	CI* NGC 2682	SAND 1208 ...	0.00	...	0.04	33	0.79	34	-4.84	...	34	M67
2UCAC 35931970	CI* NGC 2682	SAND 1212 ...	0.78	32	0.04	33	0.74	32,33	-4.86	...	34	M67
2UCAC 35931925	CI* NGC 2682	SAND 1213 ...	0.60	32	0.04	33	0.56	32,33	-4.81	...	34	M67
2UCAC 35931900	CI* NGC 2682	SAND 1218 ...	0.68	32	0.04	33	0.65	32,33	-4.88	...	34	M67
2UCAC 35931880	CI* NGC 2682	SAND 1246 ...	0.69	32	0.04	33	0.65	32,33	-4.93	...	34	M67
2UCAC 35931918	CI* NGC 2682	SAND 1247 ...	0.62	32	0.04	33	0.58	32,33	-4.70	...	34	M67
2UCAC 35931894	CI* NGC 2682	SAND 1248 ...	0.62	32	0.04	33	0.58	32,33	-4.78	...	34	M67
2UCAC 35931973	CI* NGC 2682	SAND 1249 ...	0.78	32	0.04	33	0.74	32,33	-4.91	...	34	M67
2UCAC 35931980	CI* NGC 2682	SAND 1251 ...	0.75	32	0.04	33	0.71	32,33	-4.80	...	34	M67
2UCAC 35931939	CI* NGC 2682	SAND 1252 ...	0.64	32	0.04	33	0.60	32,33	-4.81	...	34	M67
2UCAC 35931911	CI* NGC 2682	SAND 1255 ...	0.67	32	0.04	33	0.63	32,33	-4.80	...	34	M67
GSC 814-1973	CI* NGC 2682	SAND 1258 ...	0.00	...	0.04	33	0.61	34	-4.92	...	34	M67
GSC 814-1679	CI* NGC 2682	SAND 1260 ...	0.62	32	0.04	33	0.59	32,33	-4.79	...	34	M67
2UCAC 35931940	CI* NGC 2682	SAND 1269 ...	0.76	32	0.04	33	0.72	32,33	-4.99	...	34	M67
2UCAC 35931858	CI* NGC 2682	SAND 1278 ...	0.78	32	0.04	33	0.74	32,33	-5.00	...	34	M67
2UCAC 35931865	CI* NGC 2682	SAND 1289 ...	0.76	32	0.04	33	0.72	32,33	-5.03	...	34	M67
2UCAC 35931886	CI* NGC 2682	SAND 1307 ...	0.81	32	0.04	33	0.77	32,33	-5.05	...	34	M67
2UCAC 35931913	CI* NGC 2682	SAND 1318 ...	0.62	32	0.04	33	0.58	32,33	-4.64	...	34	M67

Table 5—Continued

(1)	(2)	(3)	(4)	(5)	(6)	(7)	(8)	(9)	(10)	(11)	(12)	(13)
Name	Alias	Alias	$B-V$ mag	Ref.	$E(B-V)$ mag	Ref.	$(B-V)_0$ mag	Ref.	$\log R'_{HK}$ dex	N_{obs}	Ref.	Group
2UCAC 35931949	Cl* NGC 2682 SAND 1330	...	0.66	32	0.04	33	0.62	32,33	-4.62	...	34	M67
2UCAC 36114630	Cl* NGC 2682 SAND 1341	...	0.74	32	0.04	33	0.71	32,33	-4.72	...	34	M67
2UCAC 35932025	Cl* NGC 2682 SAND 1406	...	0.55	32	0.04	33	0.51	32,33	-4.75	...	34	M67
GSC 814-2433	Cl* NGC 2682 SAND 1420	...	0.63	32	0.04	33	0.59	32,33	-4.75	...	34	M67
2UCAC 35932087	Cl* NGC 2682 SAND 1426	...	0.62	32	0.04	33	0.58	32,33	-4.80	...	34	M67
2UCAC 35932080	Cl* NGC 2682 SAND 1446	...	0.61	32	0.04	33	0.58	32,33	-4.76	...	34	M67
2UCAC 35932033	Cl* NGC 2682 SAND 1449	...	0.66	32	0.04	33	0.62	32,33	-4.85	...	34	M67
2UCAC 35932057	Cl* NGC 2682 SAND 1452	...	0.67	32	0.04	33	0.63	32,33	-4.35	...	34	M67
2UCAC 35932039	Cl* NGC 2682 SAND 1462	...	0.67	32	0.04	33	0.64	32,33	-4.89	...	34	M67
2UCAC 35932031	Cl* NGC 2682 SAND 1473	...	0.78	32	0.04	33	0.74	32,33	-5.13	...	34	M67
2UCAC 35932013	Cl* NGC 2682 SAND 1477	...	0.72	32	0.04	33	0.68	32,33	-4.98	...	34	M67

Note. — References and notes: (1) Perryman & ESA (1997), (2) unreddened $B-V$ color appropriate for spectral type given by other reference, (3) Wright et al. (2004), (4) Walter et al. (1994), (5) I have assumed $A_V/E(B-V) = 3.1$ in converting a A_V value to $E(B-V)$, (6) White, Gabor, & Hillenbrand (2007), (7) Preibisch & Zinnecker (1999), (8) Høg et al. (2000) (converted to Johnson using Mamajek et al. (2006), (9) star is within 75 pc and presumed to have no reddening, (10) Gray et al. (2006), (11) Henry et al. (1996), (12) Soderblom et al. (1998), (13) Wichmann et al. (1997), (14) Mamajek et al. (2002), (15) Nordström et al. (2004), (16) Prosser (1992), (17) Crawford & Barnes (1974), (18) Messina (2001), (19) Mermilliod (1991), (20) Stauffer et al. (1989), (21) Soderblom et al. (1993), (22) Stauffer & Hartmann (1987), (23) Duncan et al. (1991), converted to to $\log R'_{HK}$ following Noyes et al. (1984), (24) Taylor (2006), (25) Paulson et al. (2002), (26) Uppgren et al. (1985), (27) Reid (1992), (28) Weis & Uppgren (1982), (29) van Altena (1969), (30) Weis & Hanson (1988), (31) Gray et al. (2003), (32) Montgomery et al. (1993), (33) VandenBerg & Stetson (2004), (34) Giampapa et al. (2006).

Table 6. Cluster $\log R'_{\text{HK}}$ Values

(1)	(2)	(3)	(4)	(5)	(6)	(7)	(8)
Group	Age	Refs.	$\log R'_{\text{HK}}$	68%	N	activity-color	$\log R'_{\text{HK}}$
Name	Myr		median	CL		slope m	$(B - V)_{\odot}$
USco	5	1,2,3	-4.05 ± 0.03	0.13	9	-0.73 ± 0.62	-4.01
β Pic	12	4,5	-4.03 ± 0.13	0.23	6	1.40 ± 0.30	-4.06
UCL+LCC	16	6,7	-4.04 ± 0.01	0.07	10	-0.37 ± 0.27	-4.04
Tuc-Hor	30	6,7	-4.16 ± 0.13	0.16	8	3.02 ± 0.45	-4.23
α Per	85	9,10,11	-4.16 ± 0.08	0.27	13	2.04 ± 1.52	-4.16
Pleiades	130	9,11,12	-4.33 ± 0.04	0.24	56	0.75 ± 0.24	-4.27
UMa	500	13	-4.48 ± 0.03	0.09	17	0.80 ± 0.27	-4.50
Hyades	625	11,14	-4.47 ± 0.01	0.09	87	0.14 ± 0.13	-4.50
M67	4000	15,16	-4.84 ± 0.01	0.11	76	-1.03 ± 0.23	-4.85

Note. — Columns: (1) name of group, (2) age, (3) age and membership references, (4) $\log R'_{\text{HK}}$ median and uncertainty (Gott et al. 2001), (5) 68% confidence intervals on $\log R'_{\text{HK}}$, (6) number of data points per bin, (7) OLS bisector slope $m = \Delta \log R'_{\text{HK}} / \Delta B - V$ and uncertainty, (8) mean $\log R'_{\text{HK}}$ interpolated at solar $(B - V)_0$. OLS (Y—X) slopes and uncertainties were calculated using 10^4 jackknife sampling simulations, except for β Pic and Tuc-Hor where the slope was analytic calculated, due to their small sample size. Estimation of the solar $\log R'_{\text{HK}}$ value is discussed in §1. References: (1) Preibisch et al. (2002), (2) Preibisch & Zinnecker (1999), (3) Walter et al. (1994), (4) Ortega et al. (2002), (5) Zuckerman & Song (2004), (6) Mamajek et al. (2002), (7) de Zeeuw et al. (1999), (8) Mamajek et al. (2004), (9) Barrado y Navascués, et al. (2004), (10) Makarov (2006), (11) this work (§2.2), (12) Duncan et al. (1991), (13) King et al. (2003) (14) Perryman et al. (1998), (15) VandenBerg & Stetson (2004), (16) Giampapa et al. (2006), selected from Girard et al. (1989).

2.4. Cluster Ages, Membership, and Activity

We turn now to a detailed discussion of our cluster samples. Kinematic membership of individual stars to their assigned groups was scrutinized with modern astrometric data (i.e. *Hipparcos*, Tycho-2, and UCAC2 catalogs) either by the authors or through examination of recently published kinematic studies, or both. Assessment of whether the stars’ proper motions were consistent with membership follows the methodology in Mamajek (2005). Table 5 lists the members of the stellar groups along with their relevant color and activity, and Table 6 summarizes the cluster ages, the number of published $\log R'_{\text{HK}}$ values for cluster members, and a summary of activity statistics. In total there are 274 published $\log R'_{\text{HK}}$ measurements for 206 stars in our cluster database. In the following subsections we briefly review the stellar groups and references for their membership and ages.

2.4.1. Young Associations

Members of Upper Sco were taken from Preibisch & Zinnecker (1999) and Walter et al. (1994); we adopt the mean group age (5 Myr) from Preibisch et al. (2002). Memberships and mean ages for the β Pic and Tuc-Hor moving groups (12 and 30 Myr ages, respectively) were taken from Zuckerman & Song (2004), and HD 105 was added as a Tuc-Hor member following Mamajek et al. (2004). In Tuc-Hor, only stars demonstrated by Mamajek et al. (2004) to be near and co-moving with the β Tuc nucleus were retained for our activity-age calibration. Members of Lower Cen-Cru (LCC) and Upper Cen-Lup (UCL) were taken from de Zeeuw et al. (1999) and Mamajek et al. (2002), and mean group ages were adopted from Mamajek et al. (2002). Preibisch & Mamajek (2008) suggest that LCC shows evidence for substructure and a probable age gradient (the more populous northern part appears to be ~ 17 Myr, while the less populous southern part appears to be ~ 12 Myr), however 16 Myr is a reasonable mean age for the group, and given the lack of evolution in $\log R'_{\text{HK}}$ between $\sim 10^6$ and 10^8 yr, the choice of adopted age has negligible impact on our analysis. Furthermore, to improve the statistics we combined the UCL and LCC groups, which are approximately coeval and whose individual R'_{HK} measurements were similar.

We have decided to not include members of a few nearby stellar groups in our calibration of the activity vs. age relation: AB Dor, Her-Lyr, and Castor. Although there are solar-type members of the nearby AB Dor moving group, we do not include its members for the following reasons: (1) its age is controversial (Close et al. 2005; Luhman et al. 2005; Ortega et al. 2007), (2) it is not clear that a clean separation between membership within a supposedly “coeval” AB Dor group (Zuckerman & Song 2004) and the “non-coeval” Pleiades B4 moving group (Asiain et al. 1999; Famaey et al. 2007) has been demonstrated, and (3) the range of

acceptable velocities for membership in the AB Dor group seems rather large for a coeval group (Zuckerman & Song 2004) compared to OB associations and clusters (e.g. Briceño et al. 2007). The coevality and evidence for a common origin for members of the Her-Lyr and Castor groups has also not been sufficiently demonstrated for inclusion in a sample of calibration stars.

2.4.2. α Per, Pleiades, & UMa

The α Per members have been confirmed kinematically by Makarov (2006) for all of the cluster candidates except Cl Melotte 20 696 and AP 93. We find that the UCAC2 proper motions for both of these stars are statistically consistent with membership, and include them in our α Per sample. For the age of α Per, we adopt the most recent Li-depletion boundary value from Barrado y Navascués, et al. (2004, 85 Myr).

For the Pleiades, all of the R'_{HK} measurements of candidate members from Duncan et al. (1991), Soderblom et al. (1993), and White, Gabor, & Hillenbrand (2007), were considered. We independently tested the kinematic membership of each of these stars to the Pleiades using Tycho-2 or UCAC2 proper motions and the group proper motion from Robichon et al. (1999). All of the objects have motions within 2σ of the Pleiades mean motion (although #571 is a marginal case, but supporting evidence suggests that this is probably a bona fide member). Deacon & Hambly (2004) independently assign high membership probability to the Pleiades for stars #102, 129, 173, 296, 314, 514, 923, 1776, 1015, 1207, 3097. For the age of the Pleiades, we adopt the recent Li-depletion boundary estimate from Barrado y Navascués, et al. (2004, 130 Myr).

An extensive study of the age, membership, and activity of the Ursa Major cluster was undertaken by King et al. (2003), and we include their “Y” or “Y?” candidate members in our census for that cluster. Recently, King & Schuler (2005) reevaluated the age of UMa, and claimed that the system appears to be approximately coeval with the Hyades and Coma Ber clusters (all ~ 0.6 Gyr) but “with the Hyades perhaps being only 100 Myr older”. This assessment is apparent in visual inspection of Fig. 2 of King & Schuler (2005) of the main sequence turn-offs with overlaid evolutionary tracks appropriate for the metallicities of UMa and the Hyades. Based on this, we adopt the age of UMa from King et al. (2003), 500 Myr.

2.4.3. *Hyades*

The Hyades is the best studied cluster in terms of its chromospheric activity. Our primary source of membership assignment and age (625 Myr) for the Hyades is Perryman et al. (1998), adopting their members constrained both by proper motions and RVs. Additional non-*Hipparcos* Hyades candidates were gleaned from the $\log R'_{\text{HK}}$ surveys of Duncan et al. (1991), Paulson et al. (2002), and White, Gabor, & Hillenbrand (2007), including Cl Melotte 25 #s 49, 91, 92, 93, 99, 183, and Cl Melotte 25 VA #s 115, 146, 354, 383, 502, and 637. Tycho-2 and UCAC2 proper motions for these stars were tested for Hyades membership using the de Bruijne et al. (2001) convergent point, and all of these candidates are kinematically consistent with Hyades membership with moving cluster distances of $\sim 44\text{--}52$ pc.

Among the $\log R'_{\text{HK}}$ data for Hyades members were a handful of remarkably active and inactive stars. Further investigation of these objects was warranted to see whether we should include them in our sample statistics (critical for establishing what the spread in plausible activity levels is for stars of a given age). To see if the extreme outliers might be dominated by “supercluster” members or interlopers that might be unrelated to the Hyades nucleus, we plotted moving cluster distance vs. $\log R'_{\text{HK}}$ and membership probability vs. $\log R'_{\text{HK}}$ in Figure 1. The moving cluster distances and probabilities were calculated following Mamajek (2005) using the de Bruijne et al. (2001) convergent point solution with *Hipparcos*, Tycho-2, or UCAC2 proper motions (in order of preference). An intrinsic velocity dispersion of 1 km s^{-1} was assumed in the membership probability estimation, with relative ranking seen as more important than absolute values.

A few things are apparent from Fig. 1. The $\log R'_{\text{HK}}$ values for the high membership probability Hyads ($P > 75\%$) are consistent with a median value of $\log R'_{\text{HK}} = -4.47$ and remarkably small r.m.s. of 0.08 dex^4 . The lower membership probability objects ($P < 75\%$) have a lower median $\log R'_{\text{HK}}$ (-4.51) and higher r.m.s. (0.14 dex). We attribute this to the likely inclusion in the current list of Hyades candidates of older field interlopers. It is apparent that the stars at $d < 40 \text{ pc}$ and $d > 60 \text{ pc}$ tend to be less frequently active, probably due to inclusion of interlopers.

⁴Our literature search for Hyades activity measurements yielded three extremely active outliers which are excluded in our analysis: Cl Melotte 25 #s 76, 105, and 127. Coincidentally, the $\log R'_{\text{HK}}$ values for all three stars were estimated from single observations by the Mt. Wilson survey that all took place 22 July 1977. All three were also observed by Paulson et al. (2002), and their $\log R'_{\text{HK}}$ values for these stars are more in line with other Hyads ($\log R'_{\text{HK}} = -4.47, -4.52, \text{ and } -4.45$, for # 76, 105, and 127, respectively). The idea that three Hyads could be flaring simultaneously on the same night at unprecedentedly high levels is extremely unlikely, so we exclude these Mt. Wilson observations from our statistics.

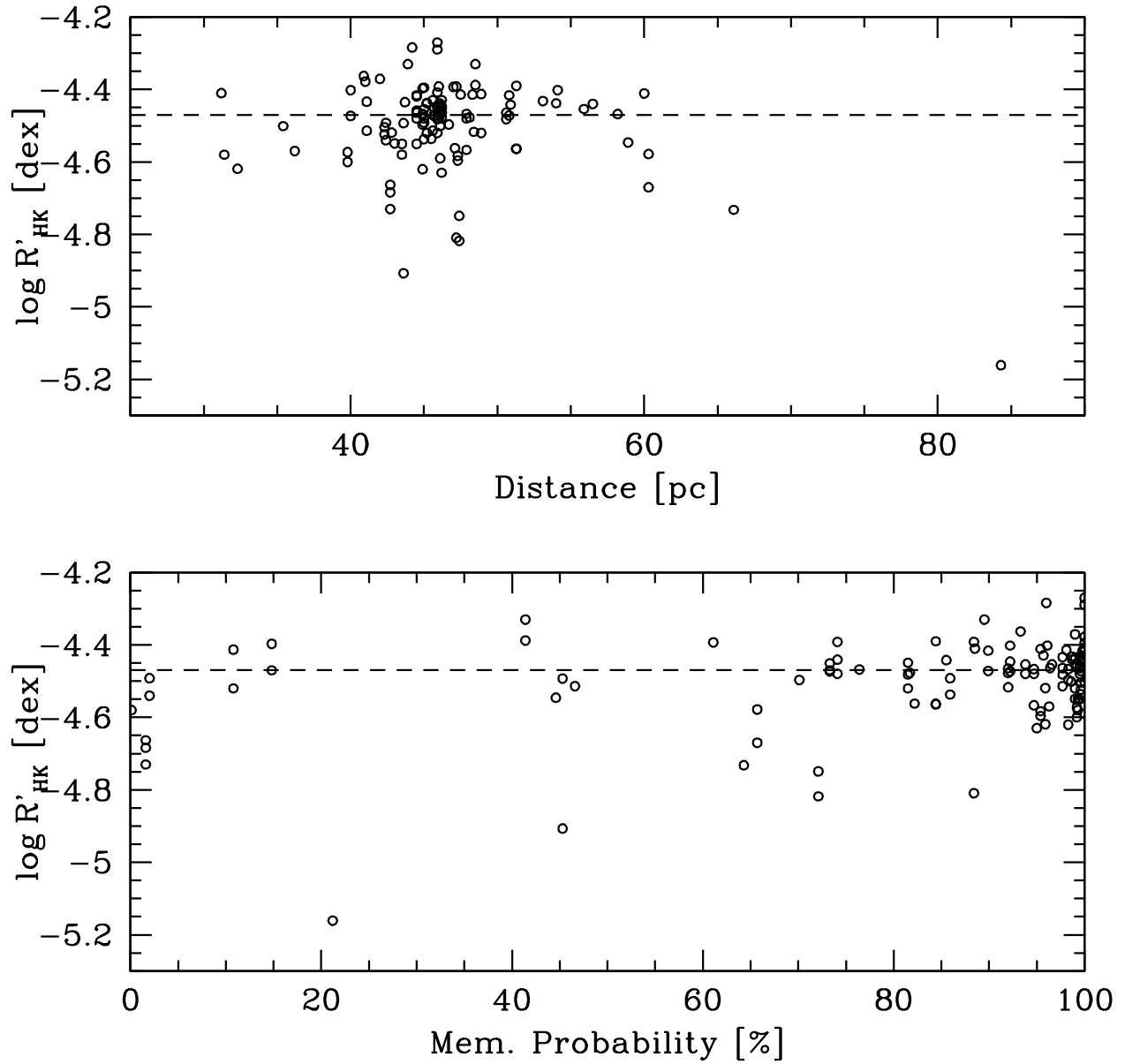


Fig. 1.— (top) Moving cluster distance vs. $\log R'_{\text{HK}}$ for candidate Hyades members. (bottom) Membership probability vs. $\log R'_{\text{HK}}$ for candidate Hyades members.

In summary, for our activity study, we conservatively include only those Hyades stars with membership probabilities $>50\%$ and cluster parallax distances within 1 tidal radius (± 10 pc) of the mean distance (46.3 pc); Perryman et al. (1998).⁵

2.4.4. M67

We adopt an age of 4.0 Gyr for the M67 cluster from Sarajedini et al. (1999) and Vandenberg & Stetson (2004), and include the M67 membership and HK observations of Giampapa et al. (2006) in our analysis. The $\log R'_{\text{HK}}$ values listed in Table 5 were converted from the HK emission equivalent widths by M. Giampapa (priv. comm.). The candidate RS CVn Sanders 1112 is listed in Table 5, but was excluded from the analysis (with $\log R'_{\text{HK}} = -4.11$).

2.4.5. Ancillary Cluster Data

We believe that the cluster membership assignments in Table 5 are quite reliable. Any interlopers among the samples that we may not have caught are small in number, and will have negligible impact on our findings. The ages reflect modern astrophysical understanding and are systematically older than those used in previous age- $\log R'_{\text{HK}}$ calibrations.

Notably the current sample is sparsely populated at ages of >1 Gyr. The historical lack of >1 Gyr-old clusters in the age-activity calibration is due to the deficiency of nearby (<100 - 200 pc) older clusters with solar-type members bright enough for observations with the Mt. Wilson photometer.

To overcome this shortcoming, Barry and collaborators determined Mt. Wilson S-values

⁵Due to the distance constraint, we reject from our sample: HIP 10672, 13600, 13976, 15563, 15720, 17766, 19386, 19441, 20949, 21741, 22566, 24923, 25639. Due to low membership probability, we reject from our sample: HIP 15304, 17609, 19082, 19834, 20082, 20719, 21280, 22380. Some stars failed both the distance and the membership criteria: HIP 19386 & 20441. *Some*, and possibly even *most* of the rejected stars in the first two lists may be bona fide Hyades members, although the stars in the last list are almost certainly non-members. Our goal is to create as clean a sample of Hyades members as possible for the study of their activity – hence our stringent membership criteria. We do not necessarily recommend rejecting these stars from future studies of the Hyades. Our selection criterion clips the two most inactive Hyades candidates studied by Paulson et al. (2002): HIP 25639 ($\log R'_{\text{HK}} = -5.38$; $d = 86$ pc, HIP 19386 ($\log R'_{\text{HK}} = -5.16$; $d = 84$ pc). The least active Hyad that satisfies our membership and color criteria is HIP 22422 ($\log R'_{\text{HK}} = -4.82$; Paulson et al. 2002), while the most active is HIP 20978 ($\log R'_{\text{HK}} = -4.27$; Duncan et al. 1991).

with a lower resolution system (Barry et al. 1987; Barry 1988). Soderblom et al. (1991) argued that the Barry et al. S-values were not on the Mt. Wilson system, but that a linear correction could remedy this. While Soderblom’s correction is not well-constrained at the high or low activity regimes, we none-the-less use it to correct cluster mean $\log R'_{\text{HK}}$ values from Barry et al. (1987) to $\log R'_{\text{HK}}$ values on the Mt. Wilson system. These ancillary cluster age-activity data are compiled in Table 7. We omit a datum for the ~ 3 Myr-old cluster NGC 2264 for two reasons: (1) Soderblom’s (1991) correction for the Barry et al. (1987) data does not extend to activity levels this high, and (2) the extrapolated mean $\log R'_{\text{HK}}$ value for NGC 2264 (-4.26) is ~ 0.2 dex lower than the mean values for the similarly aged Upper Sco, UCL, LCC, and β Pic groups ⁶. The Barry et al. (1987) data are nominally corrected to a standard color of $(B - V)_0 = 0.60$; however, for our purposes the differences are negligible. As a check on the Soderblom et al. conversion, we find a nearly identical median $\log R'_{\text{HK}}$ value at solar color for the M67 sample (-4.86) as found in the high-resolution HK study of Giampapa et al. (2006) (-4.85).

There is a clear need for more modern derivation of $\log R'_{\text{HK}}$ activity diagnostics in fiducial older clusters such as M 34, Coma Ber, NGC 752, and NGC 188. Recent studies of H&K emission in such members of older clusters (e.g. Pace & Pasquini 2004) did not provide $\log R'_{\text{HK}}$ values, only emission line fluxes. Attempts by the authors and D. Soderblom (priv. comm.) to tie these observations to the Mt. Wilson system have thus far failed.

2.4.6. *Field Stars with Precise Isochronal Ages*

To further augment the activity data for old stellar samples, we consider an additional sample of solar-type field dwarfs with well-constrained isochronal ages. Valenti & Fischer (2005, hereafter VF05) report spectroscopic properties and isochronal age estimates for 1040 solar-type field dwarfs in the Keck, Lick, and AAT planet search samples (the “SPOCs” sample). After estimating accurate temperatures, luminosities, metallicities, and α -element enhancements, VF05 interpolate isochronal ages for each star on the Yonsei-Yale evolutionary tracks (Yi et al. 2003). From their sample of 1040 solar-type stars (which includes some evolved stars), VF05 were able to constrain isochronal ages for 57 stars (5.5%) to better than 20% in both their positive and negative age uncertainties. As our activity-relation is currently poorly constrained at the old ages (given the lack of suitable cluster samples), we include VF05 solar-type dwarfs within 1 mag of the MS and isochronal ages of 5-15 Gyr. The

⁶Notably, the form of the Donahue (1993) relation at high activity levels is driven largely by the NGC 2264 datum.

Table 7. $\log R'_{\text{HK}}$ Data For Ancillary Samples

(1)	(2)	(3)	(4)	(5)	(6)
Cluster Name	Age Myr	Age Ref.	original $\log R'_{\text{HK}}$	corrected $\log R'_{\text{HK}}$	$\log R'_{\text{HK}}$ Ref.
M 34	200	1	-4.4:	...	2
Coma Ber	600	3	-4.51	-4.43	4
NGC 752	2000	5	-4.70	-4.70	4
M 67	4000	6,7	-4.82	-4.86	4
NGC 188	6900	6,7	-4.98	-5.08	4
old field	8000	8	-4.99	...	8

Note. — Columns: (1) name of group, (2) age, (3) age reference, (4) originally quoted mean $\log R'_{\text{HK}}$ value, (5) corrected mean $\log R'_{\text{HK}}$ value (only relevant for ref. 4), (6) activity references. References: (1) Jones et al. (1997), (2) visual inspection of Fig. 1 of King et al. (2003) (3) King & Schuler (2005), (4) data from Barry (1988) corrected following Soderblom et al. (1991), (5) Dinescu et al. (1995) (6) Sarajedini et al. (1999), (7) VandenBerg & Stetson (2004), (8) this study (§2.4.6).

stars in this sample that have published $\log R'_{\text{HK}}$ data are listed in Table 8. As the sample is sparse ($N = 23$), to put it on equal footing with the cluster samples we simply treat it as a single “cluster” with median age 8.0 ± 0.7 (± 3.9 ; 68%CL) Gyr or $\log \tau = 9.90 \pm 0.04$ (± 0.19 ; 68%CL) dex. The mean activity for the sample is $\overline{\log R'_{\text{HK}}} = -4.99 \pm 0.02$ dex (± 0.07 ; 68%CL). The mean color for the sample is similar to that of the Sun: $\overline{B-V} \simeq 0.62$ mag.

3. Ca II H&K Analysis

With established membership lists and assembled R'_{HK} values deriving from a few large, homogeneous spectroscopic surveys, we proceed in this section to derive a modern activity-age relationship. We first consider various second parameter effects, e.g. color/temperature/mass, surface gravity, and composition. We investigate color dependencies by examining the R'_{HK} diagnostic for binary pairs having the same age/composition but substantial temperature differences (§3.1.1) and then for kinematic groups sampling a range of masses at different ages (§3.1.2). We proceed in §3.2 to derive a preliminary empirical activity-age relation based on cluster and solar $\log R'_{\text{HK}}$ data.

3.1. Systematics in R'_{HK}

There is some evidence that R'_{HK} varies systematically not only as a function of age, but at a given age with stellar color (i.e. mass). Specifically, while Soderblom et al. (1991) found a flat $\log R'_{\text{HK}}$ vs. $(B - V)_0$ relation for halo stars, they found a significant positive slope for members of the Hyades cluster ($m = \Delta \log R'_{\text{HK}} / \Delta(B - V) = 0.391$). Elsewhere in the literature, it appears that the color-dependence of $\log R'_{\text{HK}}$ is largely ignored.

Spectral dependencies of R'_{HK} could systematically impact our calibration of R'_{HK} as an age estimator, if the distribution of colors differs amongst the different associations and clusters in our sample. To test whether the activity-age relation may be mass dependent, we study both binary pairs and kinematic groups, presuming in the respective samples that the components have the same age but different masses, and look for trends in R'_{HK} with color.

3.1.1. Trends Among Binary Pairs

We plot in Fig. 2 color vs. absolute magnitude for the field binaries from Table 2 with significant color difference ($\Delta B - V > 0.05$ mag). The reddening towards these stars is small, according to their spectral types and $B - V$ colors, as well as their proximity to the Sun

Table 8. Old Solar-Type Dwarfs From VF05 With Age Uncertainties of $<20\%$

(1)	(2)	(3)	(4)	(5)	(6)
HD	$B-V$ mag	τ Gyr	$\log R'_{\text{HK}}$ dex	Ref.	ΔM_V mag
3823	0.564	6.7	-4.97	1	-0.37
20794	0.711	13.5	-4.98	2	+0.18
22879	0.554	13.9	-4.92	3	+0.58
32923	0.657	9.0	-5.15	4	-0.93
34297	0.652	13.4	-4.93	2	-0.30
36108	0.590	7.1	-5.01	1	-0.37
38283	0.584	5.7	-4.97	2	-0.56
45289	0.673	7.6	-5.01	2	-0.49
51929	0.585	12.4	-4.86	2	+0.14
95128	0.624	5.0	-5.02	4	-0.34
122862	0.581	5.9	-4.99	1	-0.61
142373	0.563	7.7	-5.11	3	-0.63
143761	0.612	8.7	-5.04	5	-0.37
153075	0.581	11.2	-4.88	2	+0.15
157214	0.619	11.6	-5.00	4	-0.01
186408	0.643	5.8	-5.05	4	-0.43
186427	0.661	8.0	-5.04	4	-0.26
190248	0.751	6.2	-5.00	2	-0.78
191408	0.868	15.0	-4.99	2	+0.39
193307	0.549	5.7	-4.90	2	-0.43
196378	0.544	5.3	-4.95	1	-0.91
201891	0.525	14.5	-4.86	3	+0.65
210918	0.648	8.5	-4.95	2	-0.27

Note. — Columns: (1) HD name, (2) $B-V$ color from Perryman & ESA (1997), (3) isochronal age in Gyr (VF05; uncertainties $<20\%$), (4) chromospheric activity $\log R'_{\text{HK}}$, (5) activity reference, (6) difference between stellar absolute magnitude and that for MS star of same $B-V$ color. References: (1) Jenkins et al. (2006), (2) Henry et al. (1996), (3) Wright et al. (2004), (4) Hall et al. (2007), (5) Balunas et al. (1996).

(most are within <75 pc, and likely have negligible reddening). As can be seen, the pairs are generally aligned with the main sequence, although it is apparent that the systems have a modest range in metallicities which slide their individual main sequences above and below the mean field MS.

In Fig. 3 we show R'_{HK} as a function of color for the 24 pairs. Interstellar reddening, which should be negligible, should affect both components equally and therefore should not influence measurements of the activity-color mean slope. There is a range of slopes ($m = \Delta \log R'_{\text{HK}} / \Delta(B-V)$) characterizing the sample, with some negative and some positive. A statistical analysis of the individual slopes shows that one system is statistically deviant (HD 137763⁷; rejected by Chauvenet’s criterion; Bevington & Robinson 1992), and that the mean slope is $\bar{m} = 0.51 \pm 0.29$. The true median of the slope is $\tilde{m} = 0.60^{+0.34}_{-0.27}$ (Gott et al. 2001).

While the binary data alone are within $\sim 2\sigma$ of zero slope in $\Delta \log R'_{\text{HK}} / \Delta(B-V)$, there is some hint that the slope is indeed slightly positive. Donahue (1998) made a plot similar to Fig. 3 (indeed, using many of the same systems), but did not explicitly state any conclusions regarding the existence of a color trend. As noted above, there is likely a range of ages represented by these binary pairs; we investigate now whether the observed variation in slope of R'_{HK} with color can be correlated with stellar age.

3.1.2. Trends Among Stellar Kinematic Groups

In Fig. 4, we plot $\log R'_{\text{HK}}$ vs $B-V$ color for the separate kinematically defined groups in our study. From 10^4 jackknife sampling simulations, the slopes ($m = \Delta \log R'_{\text{HK}} / \Delta(B-V)$) for each group were evaluated using ordinary least squares linear regression with $\log R'_{\text{HK}}$ as the dependent variable and $(B-V)_0$ as the independent variable (OLS (Y—X); Isobe et al. 1990). These slopes, along with the median $\log R'_{\text{HK}}$ values, are provided in Table 5.

Examination of Table 5 shows that divining a unique slope applicable to all solar-type stars at all activity levels is not be feasible. The <100 Myr-old groups show a wide range of slopes ($-1 < m < 3$) with typically large uncertainties, but a mean slope for the ensemble of $m = 0.91 \pm 0.40$. The ~ 0.1 - 0.5 Gyr Pleiades and UMa clusters show similarly steep slopes of 0.75 ± 0.24 and 0.80 ± 0.27 , respectively. These values are $\sim 2\sigma$ steeper than the

⁷HD 137763 appears to be a true pathology. While the B component HD 137778 is clearly an active K2V dwarf, the A component is an inactive spectroscopic binary with the highest measured eccentricity ever reported ($e = 0.975$; Pourbaix et al. 2004). The spectroscopic companion Ab is likely applying torques to the primary (Duquennoy et al. 1992), altering its rotational evolution.

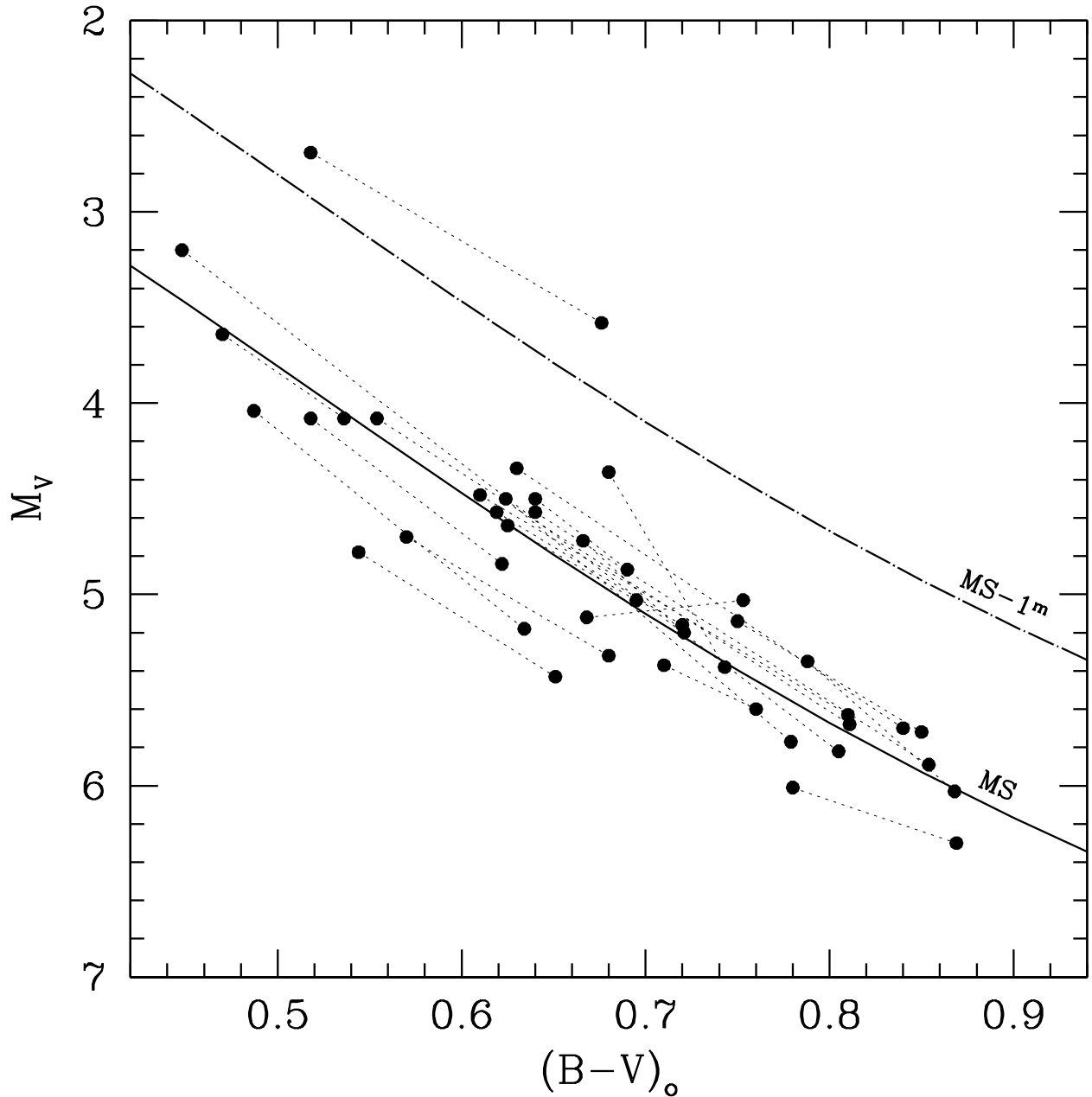


Fig. 2.— Color vs. absolute magnitude for 23 non-identical ($\Delta(B-V) \geq 0.05$) stellar binaries (see §3.1.1). *Thin shorted-dashed lines* connect the stellar binary components (*filled circles*). The *solid line* is the main sequence from Wright (2005), and the *dash-dotted line* is 1 mag brighter than the main sequence (approximately segregating post-MS stars from MS stars). The system above the “MS minus 1 mag” line (HD 5208) was retained as its color-magnitude slope was consistent with being a system of two MS stars. As the system has roughly solar metallicity (Marsakov & Shevelev 1995), it is possible that its *Hipparcos* parallax is significantly in error..

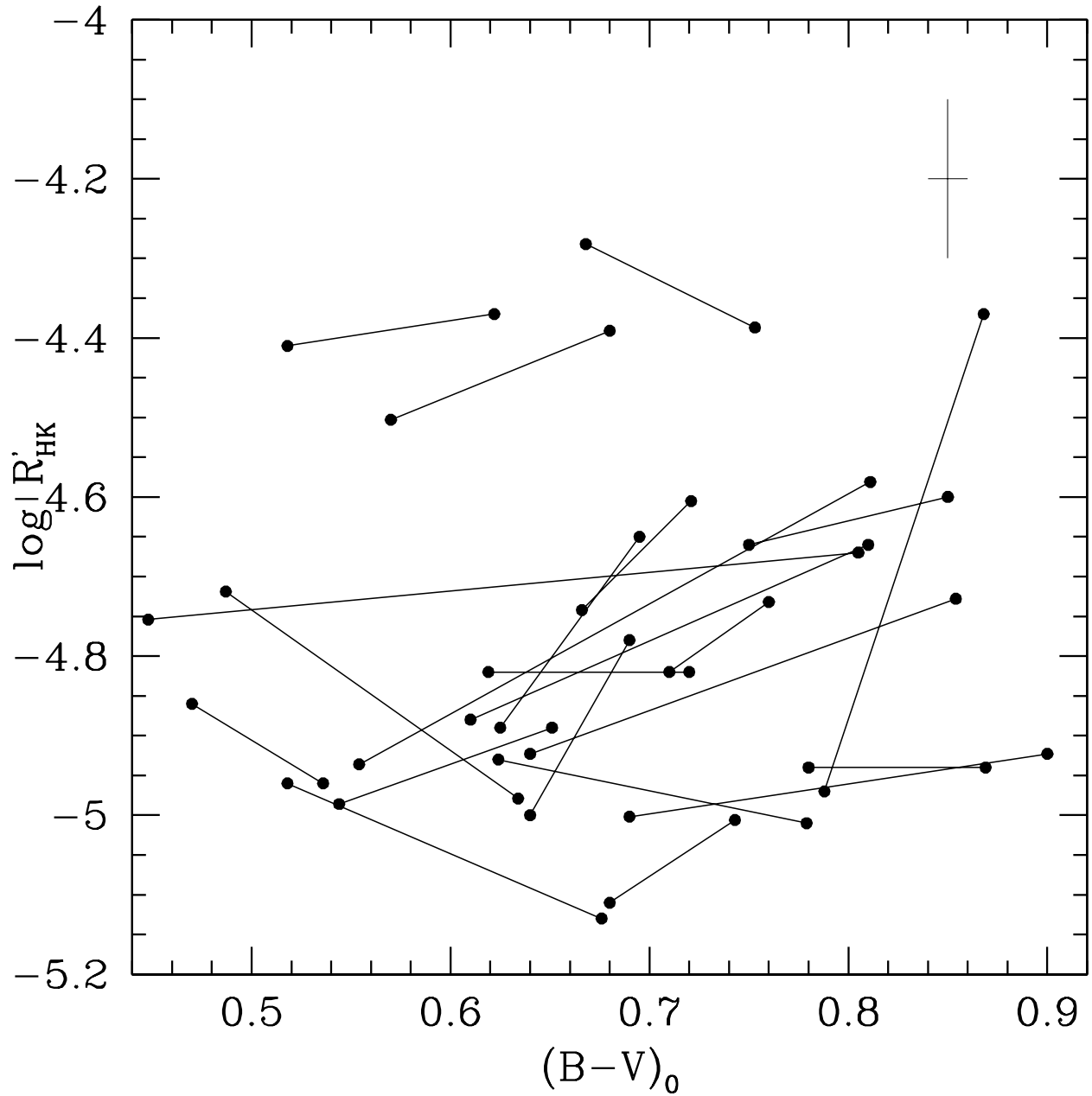


Fig. 3.— Color versus activity for 23 non-identical ($\Delta(B-V) \geq 0.05$) stellar binaries (see §3.1.1). A typical errorbar for $(B-V)$ colors (± 0.01 mag) and for a single $\log R'_{\text{HK}}$ observation (± 0.1 dex) is illustrated by the cross. The pair on the right side with the large slope is the pathological binary HD 137763.

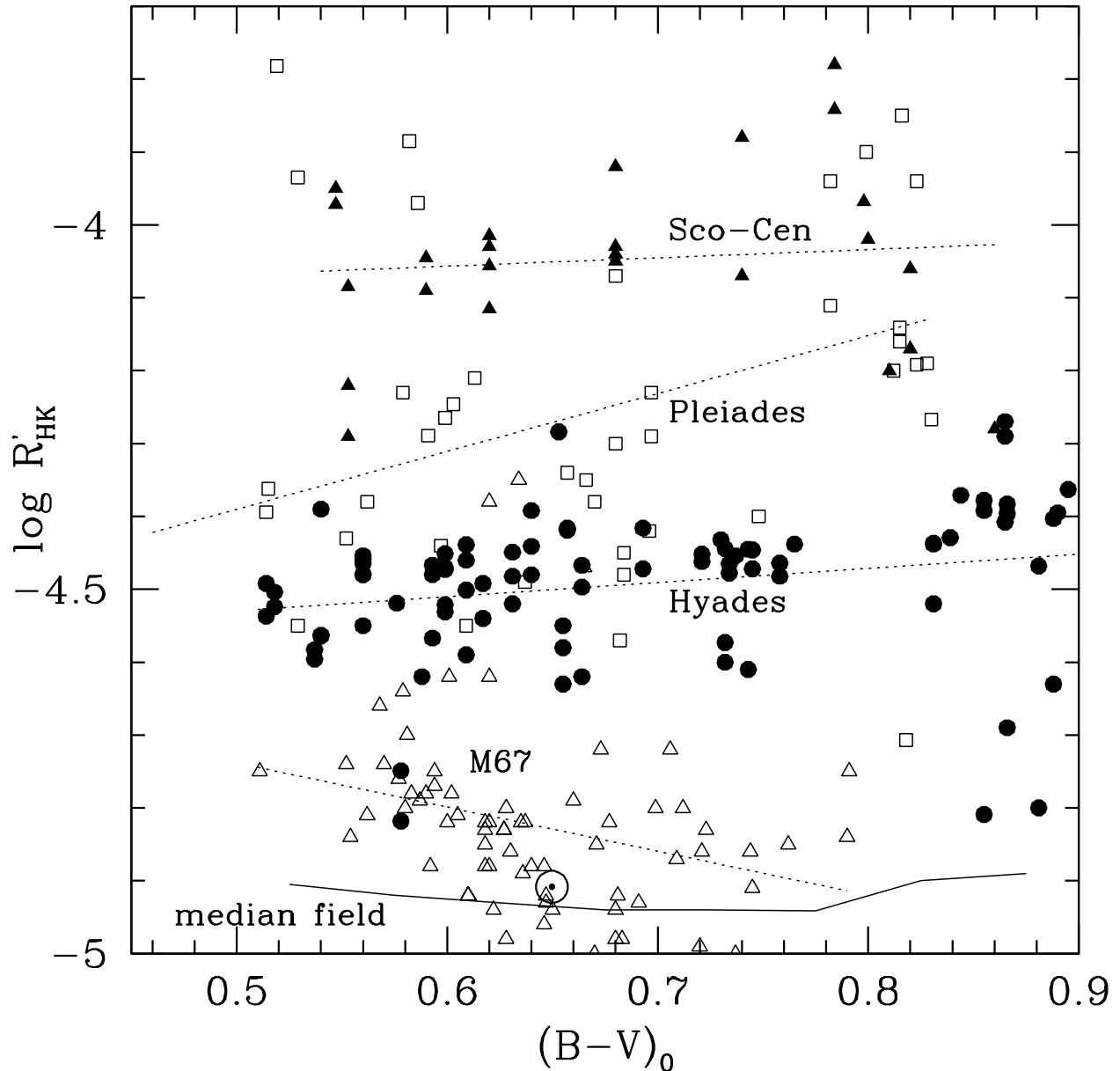


Fig. 4.— $(B - V)_0$ vs. $\log R'_{\text{HK}}$ for members of several stellar clusters in Table 5. *Filled triangles* are ~ 5 -16 Myr Sco-Cen members (incl. Upper Sco, β Pic, UCL, LCC), *open squares* are ~ 130 Myr-old Pleiads, *filled circles* are ~ 625 Myr-old Hyads, and *open triangles* are ~ 4 Gyr-old M67 members. Linear fits to the cluster data are *dashed lines*. The *circle-dot* is the Sun. The *solid line* represents the median $\log R'_{\text{HK}}$ for solar-type field stars (median $\log R'_{\text{HK}}$ values for 8 color bins from a sample of 1572 unique stars in the activity surveys of Henry et al. (1996) and Wright et al. (2004)).

slope for the ~ 0.6 Gyr Hyades (0.14 ± 0.13). The oldest cluster (M67) also has the most negative slope (-1.0 ± 0.2). Together, the data suggest that the slope $\Delta \log R'_{\text{HK}} / \Delta(B-V)$ may flatten as a function of age. The mean slope for all of the clusters combined is $m = 0.37 \pm 0.14$, essentially identical to the Hyades slope ($m = 0.39$) found by Soderblom (1985). However, our Hyades slope appears to be flatter than that derived by Soderblom (1985) due to inclusion of additional lower activity stars at the blue and red edges of our color range. A sample of ~ 1500 unique solar-type field stars from the combined surveys of Wright et al. (2004) and Henry et al. (1996) is statistically consistent with having zero slope (see Fig. 4). Similarly, Soderblom et al. (1991) report a negligible slope for a sample of solar-type halo field stars.

For either the cluster (plus older field) sample alone or the binary sample alone, the significance of the activity-color slope is $< 3\sigma$. However, based on the fact that the measured slopes are consistent between these populations in the mean, and systematic with stellar age, we conclude that there is indeed an activity-color correlation that needs to be taken into account.

3.2. R'_{HK} –Age Calibration Using Cluster Stars

3.2.1. Assembled Cluster Data

With estimates of the mean $\log R'_{\text{HK}}$ values and color trends for stellar samples of known age, we can proceed towards an improved activity-age relation. In Fig. 5, we plot histograms of the distribution of $\log R'_{\text{HK}}$ values for the stellar groups in our study (Table 6). For each cluster, we use the individual $\Delta \log R'_{\text{HK}} / \Delta(B-V)$ slopes calculated above to interpolate a mean $\log R'_{\text{HK}}$ value for a hypothetical cluster member of solar color ($(B-V)_{\odot} = 0.65$ mag). These are quoted in the last column of Table 5 and adopted in the analysis that follows.

3.2.2. A New R'_{HK} –Age Relation

In Fig. 6, we plot the mean $\log R'_{\text{HK}}$ values vs. cluster age. The data are the combined set of: individually assessed $\log R'_{\text{HK}}$ measurements from Table 5 along with their $1\text{-}\sigma$ confidence levels, and adopted mean $\log R'_{\text{HK}}$ values from Table 7. In both cases the ordinate values have been corrected to a nominally solar-color population. The best unweighted

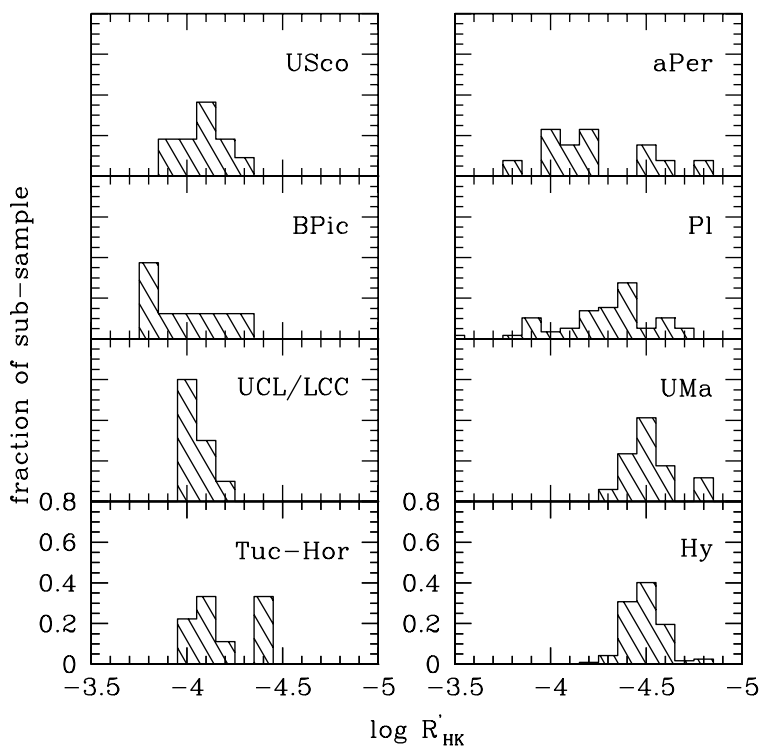


Fig. 5.— Normalized histograms showing the distribution of $\log R'_{\text{HK}}$ values within each stellar cluster or association, as compiled in Table 5. Individual kinematic groups show a dispersion in activity that is driven by both measurement error and astrophysical variation; the latter appears to be at a maximum at α Per and Pleiades ages.

quadratic fit to the cluster data⁸ is:

$$\log \tau = -38.053 - 17.912 \log R'_{HK} - 1.6675 \log (R'_{HK})^2 \quad (3)$$

and its inverse (better fit as a trinomial)

$$\log R'_{HK} = 8.94 - 4.849 \log \tau + 0.624 (\log \tau)^2 - 0.028 (\log \tau)^3 \quad (4)$$

where τ is the age in years, and where the fit is only appropriate approximately between $\log R'_{HK}$ values of -4.0 and -5.1 and $\log(\tau)$ of 6.7 and 9.9 (the approximate range covered by our cluster samples). Our new function is plotted with the cluster mean activity values and the previously published activity-age relations in Fig. 6. Along the active sequence ($-5.0 < \log R'_{HK} < -4.3$) corresponding to ages older than the Pleiades, the observed r.m.s. in the fit is only $\log(\tau/\text{yr}) = 0.11$ dex ($\sim 29\%$). When the lower-accuracy ancillary cluster data (§2.4.5) are removed, the r.m.s. for $\log R'_{HK} < -4.3$ is only ~ 0.07 dex in $\log(\tau/\text{yr})$. We believe the latter value is more representative of the fidelity of our activity-age relation (Eqn. 3). For the very active stars having $\log R'_{HK} > -4.3$, the r.m.s. in the fit is $\log(\tau/\text{yr}) = 0.23$ dex ($\sim 60\%$). While the age calibration has an unquantified systematic uncertainty due to the uncertainty in the cluster age scale, these r.m.s. values represent lower limits on the calibration uncertainty assigned to ages from $\log R'_{HK}$ measurements.

What is the typical uncertainty due to observational uncertainties or variability? To quantify this we apply equation 3 to our binary and cluster samples. For the binary samples, the mean age inferred for the binary from the two $\log R'_{HK}$ values is assumed to be the correct system age. Among the 20 color-separated solar-type dwarf binaries in Table 2, the mean dispersion in the ages for the 40 components is ± 0.15 dex (1σ). Among the 14 near-identical solar-type dwarf binaries in Table 3, the mean dispersion in the ages for the 28 components is ± 0.07 dex (1σ). The age dispersions observed among the various stellar samples are summarized in column 2 of Table 9. Applying the relation to the well-populated Hyades and M67 activity samples yields dispersions in the predicted ages of 0.25 dex and 0.20 dex, respectively. Hence we see slightly larger dispersions in inferred age from among the cluster samples than among the binary samples – the reasons for which are not entirely clear. Taking into account observational uncertainties, calibration uncertainties, and astrophysical

⁸If the “classical” ages for the α Per and Pleiades clusters are adopted (51 Myr and 77 Myr, respectively; Mermilliod 1981) instead of the Li-depletion ages, there is negligible impact on this fit: $\log(\tau) = -36.331 - 17.213 \log(R'_{HK}) - 1.5977 \log(R'_{HK})^2$. The general effect is that the very active stars become roughly $\sim 5\%$ younger.

scatter, we conclude that for solar-type dwarfs older than a few hundred Myr the revised activity-age yields age estimates with total accuracy $\sim 60\%$ (0.25 dex). For younger stars, the uncertainty is approximately 1 dex. In §4.3, we will compare these results to those of an alternative technique – tying together age-rotation and rotation-activity relations to quantify the activity-age relation as a function of color, which somewhat reduces the scatter.

Equation 3 is clearly an improvement on the previously published activity-age relations given the copious amount of new activity data that we have incorporated into our fit, especially for young clusters. However, some caveats to general applicability remain. For example, our analysis was unable to constrain quantitatively how the color-activity slope evolves with age. It is apparent from our cluster data that were we to adopt equation (3) for all solar type stars, we would introduce systematic age effects as a function of stellar color (mass). We are thus motivated to see if we can find an empirical means of taking into account the color(mass)-dependent evolution of activity as a function of age.

4. Activity Ages Via the Rossby Number and Gyrochronology

Thus far we have focused on calibrating the $\log R'_{\text{HK}}$ vs. age relation empirically using cluster and young association stars of “known” age. In this section, we demonstrate that an age vs. activity calibration can also be derived by combining the observed correlation between Rossby number and $\log R'_{\text{HK}}$ demonstrated by Noyes et al. (1984) with a rendition of the empirical “gyrochronology” rotational evolution formalism of Barnes (2007). In this section we update both the activity vs. Rossby number relation of Noyes et al. (1984), and the rotation vs. age relation of Barnes (2007), and then combine these into an activity-age relation to be compared to the activity-age relation in §3 (Equation 3).

4.1. Rossby Number vs. Activity

4.1.1. Rossby Number Correlated with R'_{HK} Measuring Chromospheric Activity

In their classic chromospheric activity study, Noyes et al. (1984) attempt to understand the evolution of $\log R'_{\text{HK}}$ in terms of the stellar dynamo (e.g. Parker 1979). Chromospheric activity is a manifestation of heating by surface magnetic fields, which for the Sun are presumed to be generated near the base of the convective envelope. Chromospheric activity should, theoretically, scale with magnetic dynamo number; however dynamo models are parameterized by variables whose functional forms remain poorly constrained both observationally and theoretically (e.g. Noyes et al. 1984; Donahue et al. 1996; Montesinos et al. 2001;

Table 9. Dispersions in Age Estimates

(1)	(2)	(3)
Sample	$\sigma(\text{A})$	$\sigma(\text{B})$
	(dex)	(dex)
Upper Sco	0.60	...
β Pic	1.06	...
UCL+LCC	0.31	...
Tuc-Hor	0.66	...
α Per	1.01	...
Pleiades	1.12	1.06
Ursa Major	0.25	0.23
Hyades	0.25	0.22
M67	0.20	0.24
Color-Sep. Pairs	0.15	0.07
Near-Ident. Pairs	0.07	0.05
Sun	0.06	0.05

Note. — A: 68%CL range in ages derived from $\log R'_{\text{HK}}$ -age formula (Eqn. 3). B: 68%CL range in ages derived from $\log R'_{\text{HK}} \rightarrow R_o \rightarrow \text{Period} \rightarrow \tau$ (§4.1 and §4.2).

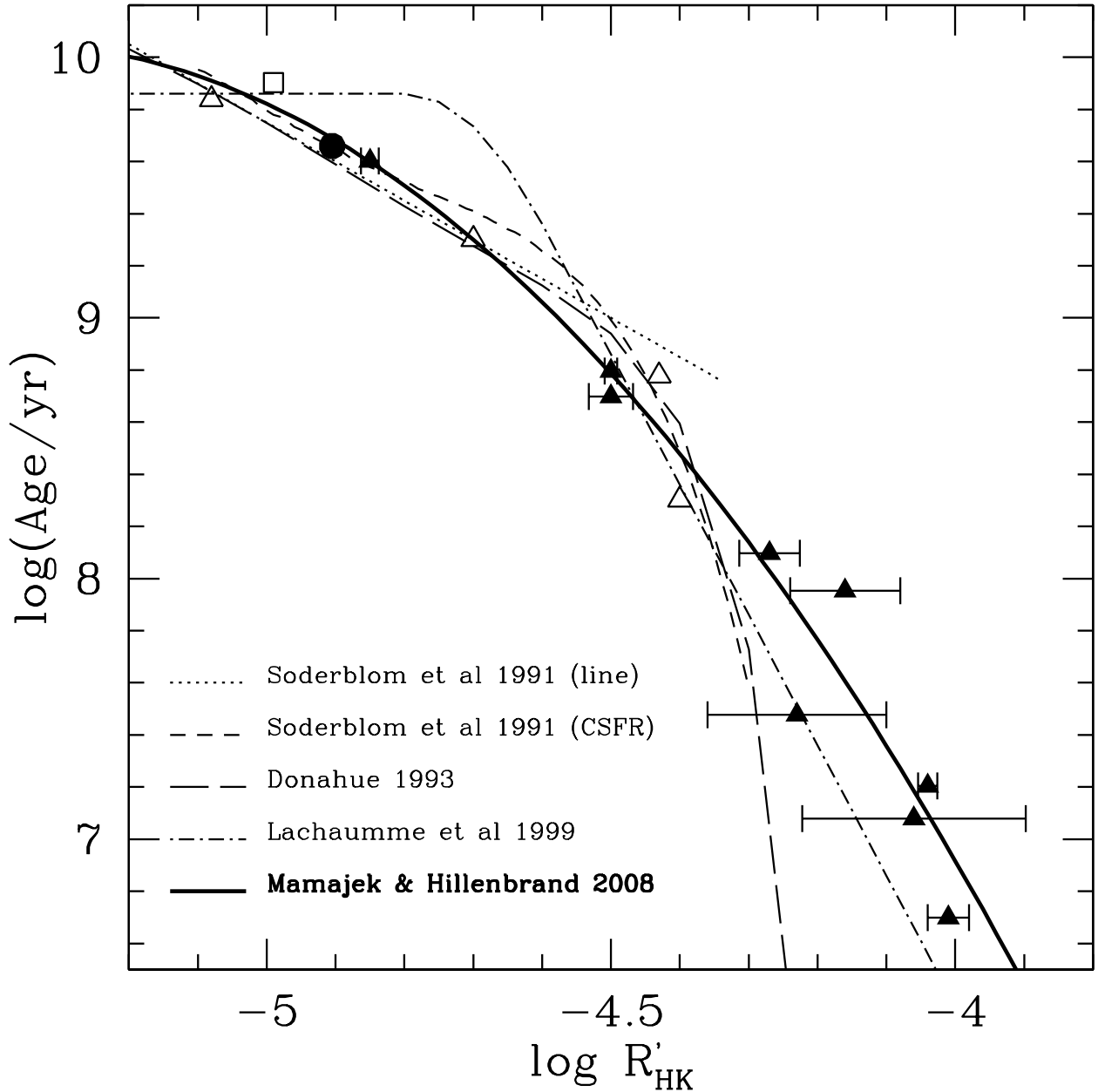


Fig. 6.— Mean $\log R'_{\text{HK}}$ cluster values (interpolated to solar $B-V$) vs. cluster age. *Filled triangles* are cluster mean $\log R'_{\text{HK}}$ values. *Open triangles* are ancillary cluster mean $\log R'_{\text{HK}}$ values listed in Table 7. *Open square* is the mean datum for the 5-15 Gyr-old solar-type dwarfs from Valenti & Fischer (2005) with isochronal age uncertainties of $<20\%$. The *filled circle* is the Sun. Previously published activity-age relations are plotted as dotted and/or dashed curves. Soderblom et al. (1991) attempted two fits: (*dotted*) a linear fit to his cluster data, and (*long dashed*) a fit that assumes a constant star-formation rate (CSFR) taking into account disk heating. Our best fit polynomial to the data in Tables 6 and 7 is the *dark solid line* (Eqn. 3).

Charbonneau & MacGregor 2001). Noyes et al. (1984) demonstrated that the mean levels of stellar chromospheric activity for solar-type dwarfs decay as Rossby number increases. The Rossby number R_o is parameterized as the stellar rotation period P divided by the convective turnover time τ_c or $R_o = P/\tau_c$. Some assumptions are necessary in arriving at values for R_o .

First, stars are not rigid rotators, so any estimate of the rotation rate of an unresolved stellar disk via either chromospheric activity or starspot modulation will be a latitudinal mean that may vary with time during the course of stellar activity cycles (Donahue et al. 1996). Second, the Rossby number is dependent on a convective turnover time that is *an estimate*, based directly on stellar interior models (e.g. Kim & Demarque 1996) or informed by the models but empirically calibrated (e.g. Noyes et al. 1984). Multiple studies have attempted to quantify the convective turnover time for solar-type main sequence stars (Noyes et al. 1984; Stepien 1994; Kim & Demarque 1996) and pre-main sequence stars (Jung & Kim 2007). Montesinos et al. (2001) show that the Noyes et al. (1984) color vs. convective turnover time relation produces the tightest correlation between activity and Rossby number when compared to modern stellar models using Mixing Length Theory (MLT) and Full Turbulence Spectrum (FTS) treatments of convection.

In light of the Montesinos et al. (2001) results, we adopt the Noyes et al. (1984) convective turnover time relation as a function of $B-V$ color. Indeed, from our own data set, the need for a color-dependent normalization of the rotation periods, i.e. the use of Rossby number R_o , is readily apparent from examination of period vs. activity in which the color stratification is obvious. One caveat is that while the color-dependent convective turnover time should be adequate for main sequence stars, it will be systematically in error for pre-main sequence stars. As it is often unclear whether a given field star is pre-MS or MS (in most cases due to inadequate or lacking distance information) *we adopt the MS convective turnover times for our calculations, independent of other age-constraining considerations.*

In Fig. 7, we plot chromospheric activity $\log R'_{\text{HK}}$ vs. Rossby number R_o . The colored circles represent 169 solar-type MS and pre-MS (rejecting evolved stars more than 1 magnitude above the MS) stars having $0.5 < (B-V)_0 < 0.9$ mag and both measured periods and $\log R'_{\text{HK}}$. A subsample of 28 of these stars have multi-seasonal mean rotation periods and $\log R'_{\text{HK}}$ from Donahue et al. (1996) and Baliunas et al. (1996). These stars have the best determined rotation periods and mean $\log R'_{\text{HK}}$ values and are flagged with black crosses in the figure. With few exceptions, the Donahue-Baliunas stars all have published metallicity values within ± 0.5 dex of solar, and the majority are within ± 0.2 dex of solar (Cayrel de Strobel et al. 1997, 2001; Nordström et al. 2004; Valenti & Fischer 2005).

Fig. 7 suggests that the rotation vs. activity relation should be clarified in three activity

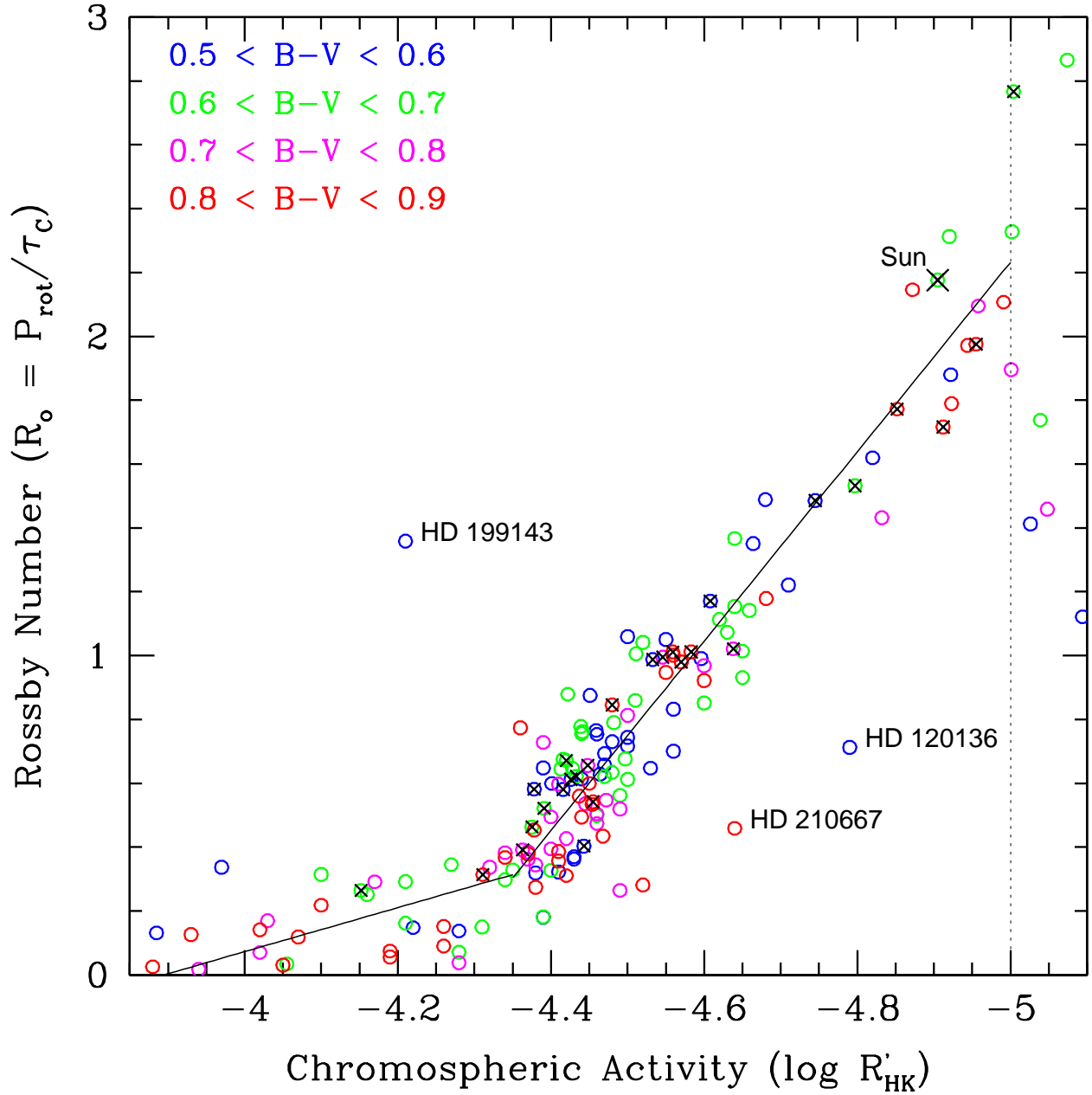


Fig. 7.— Rossby number (R_o) versus $\log R'_{\text{HK}}$ for 169 solar-type MS or pre-MS stars with $0.5 < (B - V)_0 < 0.9$ (the sample described in §2.2). Stars are color-coded according to the legend. Mt. Wilson HK survey stars with multi-seasonal mean periods from Donahue et al. (1996) and multi-decadal mean $\log R'_{\text{HK}}$ from Baliunas et al. (1996) are flagged with crosses. The best linear fits in the very active and active regimes are plotted (equations 5 and 7). Stars with $\log R'_{\text{HK}} < -5.0$ appear to have a poor correlation between $\log R'_{\text{HK}}$ and R_o , possibly due to the increasingly important towards low activity levels of gravity and metallicity on the photospheric subtraction (J. Wright, priv. comm.). The Sun is marked with a large circle with X.

regimes. In the “very active” regime⁹ ($\log R'_{\text{HK}} > -4.3$) there appears to be little correlation between $\log R'_{\text{HK}}$ and R_o (Pearson $r = -0.24$). In the “active” regime ($-5.0 < \log R'_{\text{HK}} < -4.3$) there is a very strong anti-correlation between activity and Rossby number (Pearson $r = -0.94$). Curiously, in the “active” and “very active” regimes the vertical scatter at a given activity level is roughly constant with $\log R'_{\text{HK}}$. In the “inactive” regime ($\log R'_{\text{HK}} < -5.0$), the correlation between activity and Rossby number is again very weak (Pearson $r = +0.33$). The inactive regime ($\log R'_{\text{HK}} < -5.0$) is exactly where Wright (2004) suggest that the age-activity correlation fails based on correlation of inferred $\log R'_{\text{HK}}$ with height above the main sequence. Wright (2009, in prep.) suggests that the definition of $\log R'_{\text{HK}}$ may require inclusion of a gravity-sensitive correction. For the purposes of our study, we omit the inactive stars ($\log R'_{\text{HK}} < -5.0$) from further rotation-activity analysis.

In Fig. 7 we fit a OLS bisector line to the “active” ($-5.0 < \log R'_{\text{HK}} < -4.3$) sequence of solar-type dwarfs, finding:

$$R_o = (0.808 \pm 0.014) - (2.966 \pm 0.098)(\log R'_{\text{HK}} + 4.52) \quad (5)$$

and

$$\log R'_{\text{HK}} = (-4.522 \pm 0.005) - (0.337 \pm 0.011)(R_o - 0.814). \quad (6)$$

In this activity-rotation regime, the r.m.s. of the fits is ~ 0.16 in R_o and ~ 0.05 in $\log R'_{\text{HK}}$. Two obvious outliers were omitted in the analysis (HD 210667 and HD 120136)¹⁰.

In the “very active” regime in Fig. 7 ($\log R'_{\text{HK}} > -4.3$) the correlation between rotation

⁹Note that the monikers “very active”, “active”, and “inactive” have been defined somewhat differently in other papers (e.g. Henry et al. 1996; Saar & Brandenburg 1999; Wright et al. 2004). We delimit them based on the appearance of Fig. 7.

¹⁰Multiple independent estimates of $\log R'_{\text{HK}}$ have been reported for HD 210667 (Duncan et al. 1991; Henry et al. 1996; Gray et al. 2003; Wright et al. 2004; White, Gabor, & Hillenbrand 2007) and for HD 120136 (Duncan et al. 1991; Baliunas et al. 1996; Wright et al. 2004; Hall et al. 2007), so their activity levels are well-constrained. HD 210667 would appear to be normal inactive star in Fig. 7 if its period were $2\times$ that reported by Strassmeier et al. (2000, 9.1 days), so it is possible that this is a case of period aliasing (i.e. its true period is ~ 18 days?). The other outlier is the famous star HD 120136 (τ Boo), one of the first stars discovered to have a Hot Jupiter (Butler et al. 1997). Mean rotation periods have been reported by Henry et al. (2000, 3.2 ± 0.5 day) and Walker et al. (2008, 3.5 ± 0.7 day), and the rotation rate is suspiciously close to the orbital period of 3.3 days for the planet (Butler et al. 1997). Walker et al. (2008) concludes that the planetary companion is magnetically inducing long-lived active regions on the star. Henry et al. (2000) similarly noted that the measured rotation period for τ Boo is significantly shorter than what one would infer from its activity level. Figure 7 suggests that τ Boo’s unusual Rossby number vs. activity behavior is mimicked by $< \text{few} \%$ of solar-type field dwarfs.

and activity is very weak. However we can still assess the empirical relation between rotation and activity in this regime, even if the predictability of the dependent variable on the independent variable is weak. Omitting the outlier HD 199143 (a pre-MS late-F binary), for the stars with $R_o < 0.4$ in Fig. 7, we fit:

$$R_o = (0.233 \pm 0.015) - (0.689 \pm 0.063)(\log R'_{HK} + 4.23) \quad (7)$$

$$\log R'_{HK} = (-4.23 \pm 0.02) - (1.451 \pm 0.131)(R_o - 0.233) \quad (8)$$

The r.m.s. of the fits is ~ 0.10 in R_o and ~ 0.16 in $\log R'_{HK}$. While the r.m.s. in R_o is less for the very active than for the active sequence, the fractional uncertainty in R_o ($\sim 50\%$) is larger. As the low Pearson r for the data in the active regime of Fig. 7 reflects, the power to predict activity given R_o , or vice versa, is limited with our current toolkit. The enhanced scatter for the very active stars is likely due to: (1) increased variability, (2) only one or few $\log R'_{HK}$ measurements, and (3) inclusion of likely MS as well as pre-MS stars, implying a spread in convective turnover times that is not being taken into account. For our purposes, we match the very active and active sequence fits (Eqns. 6, 5, 8, and 7) at $\log R'_{HK} = -4.35$ and $R_o = 0.32$.

4.1.2. Rossby Number Correlated with R_X Measuring Coronal Activity

In addition to their chromospheric activity quantified via fractional Ca II H&K luminosity, $\log R'_{HK}$, young stars are often noted for copious coronal activity and X-ray emission. There appear to be at least two rotation-activity regimes inferred from X-ray surveys (e.g. Pizzolato et al. 2003): a “saturated” regime for very active, fast-rotating stars where there is little correlation between rotation and activity ($\log R_X \simeq -3.2$), and a “non-saturated” regime of slower-rotating, lower activity stars where rotation and X-ray emission are correlated ($-7 < \log R_X < -4$). As rotation slows with stellar age, one would surmise that X-ray emission (especially “non-saturated”) can be a useful tool for estimating the ages of solar-type star.

In Figure 8 we show that coronal activity can be related to Rossby number in a manner similar to that displayed in Figure 7 for the relation of chromospheric activity and Rossby number (see also e.g. Hempelmann et al. 1995; Randich et al. 1996; Pizzolato et al. 2003, and references therein). As previous authors have noted, finding a simple function form that adequately describes the relationship between $\log R_X$ and R_o over the full range of activity

data available is difficult (e.g. Hempelmann et al. 1995). Fig. 8 shows three previous fits to the $\log R_X$ vs. R_o data, one from Randich et al. (1996) and two from Hempelmann et al. (1995), plotted over the full range of activity sampled by the respective authors. The Randich et al. (1996) fit in Fig. 8) comes from a very small sample of stars in the young α Per cluster, and appears to miss the majority of the data. The Hempelmann et al. (1995) log-log fit in Fig. 8) passes through the majority of intermediate activity stars, but is a poor fit for the low-activity stars (overestimating the Sun’s X-ray emission by an order of magnitude). The $\log R_X$ vs. R_o (log-linear) fit of Hempelmann et al. (1995) is satisfactory for the intermediate and low-activity stars, but extrapolation above $\log R_X > -4$ (i.e. the saturated X-ray regime) is not recommended.

Following Hempelmann et al. (1995), we fit a log-linear regression to the rotation-activity data. The range of fractional X-ray luminosities over which there is a good correlation between $\log R_X$ and R_o ($-7 < \log R_X < -4$) approximately overlaps the “active” regime in Fig. 7 ($-5 < \log R'_{\text{HK}} < -4.3$; see Appendix). Over the “active” sequence, the fit

$$R_o = (0.86 \pm 0.02) - (0.79 \pm 0.05) (\log R_X + 4.83) \quad (9)$$

produces an r.m.s. scatter of 0.25 in Rossby number R_o . The inverse relation is:

$$\log R_X = (-4.83 \pm 0.03) - (1.27 \pm 0.08) (R_o - 0.86) \quad (10)$$

with an r.m.s. of 0.29 dex in $\log R_X$. The correlation between $\log R_X$ and Rossby number is very strong (Pearson $r = -0.89$). These fits are not applicable for stars with $\log R_X > -4$ that are nearing the saturated X-ray emission regime. Saturated X-ray emission appears to imply Rossby numbers $R_o < 0.5$ (rotation period < 6 days for a G2 dwarf), and hence can be used to estimate an upper limit to the rotation period. This transition region is similar to that seen for $\log R'_{\text{HK}}$ near $\log R'_{\text{HK}} \simeq -4.3$ (Fig. 7). In the Appendix, we further quantify the relationship between these chromospheric and coronal activity indicators.

The r.m.s. scatter in R_o values inferred from $\log R_X$ is comparable to that inferred from $\log R'_{\text{HK}}$ values in single-measurement or multi-year surveys (§4.1; 0.25 vs. 0.16 in $\sigma(R_o)$), although the scatter for averaged data from multi-decade Mt. Wilson HK observations is smaller (0.10 in $\sigma(R_o)$). This suggests that soft X-ray luminosities can be used to infer the rotation rate of old solar-type dwarfs almost as accurately as most $\log R'_{\text{HK}}$ values in the literature.

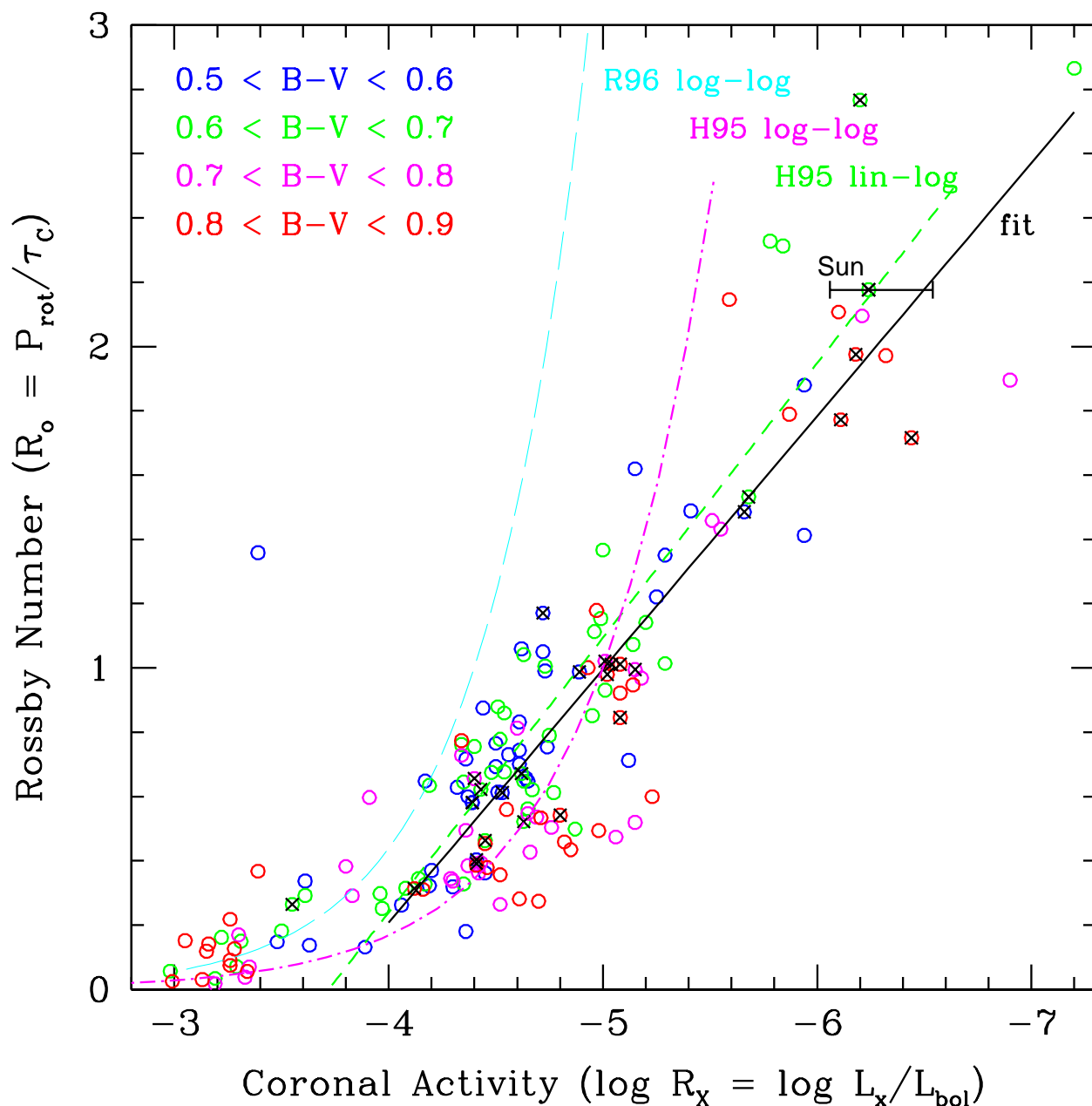


Fig. 8.— $\log R_X$ vs. Rossby number R_o for stars in our sample of solar-type stars with known rotation periods and chromospheric and X-ray activity levels. Donahue-Baliunas stars with well-determined periods also have dark Xs. Previously published R_X vs. R_o fits are drawn: *cyan long-dashed line* is a log-log fit from Randich et al. (1996), *magenta dot-dashed line* is a log-log fit from Hempelmann et al. (1995), and the *green dashed line* is a linear-log fit from Hempelmann et al. (1995). Our new log-linear fit for stars in the range $-7 < \log R_X < -4$ is the *solid dark line*, consistent with the Hempelmann linear-log relation. Saturated X-ray emission ($\log R_X > -4$) is consistent with $R_o < 0.5$.

4.1.3. Considerations for a Rotation-Activity-Age Relation

In the next section (§4.2), we will attempt to derive a rotation vs. age relation for solar-type dwarfs of a given color. Our end goal is to combine an activity-rotation relation with a rotation-age relation (next section; §4.2) to produce an activity-age relation to compare to equation 3. As we intend to infer rotation rates from activity levels, we would like to know how accurately the uncertainty in R_o reflects the uncertainty in rotation period from equations 7 and 5. From the definition of the Rossby number ($R_o = P/\tau_c$), the uncertainty in period is $\sigma_P \approx \tau_c \sigma_{R_o}$. While τ_c varies from star-to-star as a function of color, its mean value in our color range of interest is ~ 15 days, and hence a typical uncertainty in the predicted period σ_P is ~ 1.5 days (ranging from ~ 0.8 days for the late-Fs to ~ 2.2 days for the late-Ks). A good approximation for the uncertainty in the period (in days) inferred from $\log R'_{\text{HK}}$ for late-F through early-K stars is:

$$\sigma_P \simeq 4.4(B - V)(\sigma_{R_o}/0.1) - 1.7 \quad (11)$$

where $\sigma_{R_o} \simeq 0.1$ for stars with multi-decadal $\log R'_{\text{HK}}$ means (Baliunas et al. 1996, i.e. Mt. Wilson HK survey stars, e.g.). For stars from Wright et al. (2004), with typically dozens of $\log R'_{\text{HK}}$ measurements over a span of a few years, the scatter in R_o as a function of $\log R'_{\text{HK}}$ is $\sigma_{R_o} \simeq 0.17$. For stars with measured rotation periods, but with a few to tens of $\log R'_{\text{HK}}$ measurements (e.g. Duncan et al. 1991; Henry et al. 1996; White, Gabor, & Hillenbrand 2007), the scatter in R_o as a function of $\log R'_{\text{HK}}$ is $\sigma_{R_o} \simeq 0.2$. In the limit of a single $\log R'_{\text{HK}}$ measurement, it appears that one should be able to estimate R_o to ~ 0.2 - 0.3 1σ accuracy for solar-type dwarfs. This is comparable to the accuracy in R_o that single X-ray observations can produce ($\sigma_{R_o} \simeq 0.25$; §4.1.2). Surveying the suite of coronal and X-ray activity indicators published for thousands of stars, it appears that we can predict rotation for the majority to better than ± 0.25 in R_o .

For the Sun's observed mean rotation period as measured through the Mt. Wilson S-index (26.09 day; Donahue et al. 1996), one would predict the Sun's mean chromospheric activity to be $\log R'_{\text{HK}} = -4.98$. This can be compared to the observed value, time-averaged over several solar cycles, of -4.91 (§1.1). As the observed r.m.s. in $\log R'_{\text{HK}}$ vs. R_o along the inactive sequence is only ~ 0.05 dex, the Sun's past 40 years of activity appears to be only $\sim 1.3\sigma$ higher than predicted for its period. This corroborates previous findings that Sun appears to have more or less normal activity for its rotation period (e.g. Noyes et al. 1984).

From the results of large chromospheric activity surveys (e.g. Henry et al. 1996; Wright et al. 2004) for solar-type stars within 1 mag of the MS, it appears that $\sim 76\%$ of solar-type field stars fall within the active sequence ($-5.0 < \log R'_{\text{HK}} < -4.35$), $\sim 3\%$ fall within the very

active sequence ($\log R'_{\text{HK}} > -4.35$), and $\sim 21\%$ are inactive ($\log R'_{\text{HK}} < -5.0$). The coronal activity surveys show a similar distribution. Hence, for roughly three-quarters of the solar-type dwarfs, we have a well-determined empirical rotation-activity relation where we can reliably use activity to predict rotation period, or vice versa. This corroborates the results of Noyes et al. (1984). More importantly, we provide a modern, well-established activity-rotation relationship using the best available data. Our next step is to revisit the rotation-age relationship, with the eventual goal of producing an activity-rotation-age relationship with more predictive power than an activity-age relation.

4.2. Gyrochronology

In the course of their evolution, solar-type stars lose angular momentum via magnetic braking due to their mass loss (Weber & Davis 1967). This inexorably leads to a steady slowdown in rotation rates, first quantified by Skumanich (1972) as projected rotation speed $v \sin i \propto \text{age}^{-0.5}$. Detailed surveys of solar-type stars in open clusters (beginning with the summary in Kraft 1967) have shown that the evolution in rotation period has a mass-dependence.

Recently, Barnes (2007) used existing literature data to derive a color-dependent version of the Skumanich law (“gyrochronology”). For a given age, Barnes finds that the majority of solar-type stars in clusters follow what he calls the *interface* or “I” rotational sequence. The choice of nomenclature is theoretically motivated, as it is believed that these stars are producing their magnetic flux near the convective-radiative interface. Barnes dubs the population of ultra-fast rotators the “C” or *convective* rotational sequence, and posits that these stars lack large-scale dynamos, and hence break their rotation very inefficiently (see also Endal & Sofia 1981; Stauffer et al. 1984; Soderblom et al. 1993). According to Barnes (2007), the rotation periods for I-sequence stars evolve with age as:

$$P(B - V, t) = f(B - V) \times g(t) \tag{12}$$

$$f(B - V) = a((B - V)_o - c)^b \tag{13}$$

$$g(t) = t^n \tag{14}$$

With the age of the star t given in Myr, Barnes finds $a = 0.7725 \pm 0.011$, $b = 0.601 \pm 0.024$, the “color singularity” $c = 0.40$ mag, and the time-dependence power law $n = 0.5189 \pm 0.0070$. In practice, Barnes segregates the I- and C-sequence rotators at the 100 Myr *gyrochrone*, and does not attempt to estimate ages for faster rotating stars. These coefficients are claimed to

satisfy the above gyrochronology relation for the Sun and several young open clusters, and to match well a sample of color-separated binaries with known rotation periods (e.g. α Cen, 61 Cyg, etc.).

An independent assessment of data for the Sun, Hyades, and Pleiades reveals discrepancies when using the gyrochronology relations from Barnes (2007). As illustrated in Fig. 9, the Barnes “gyrochrone” for an age of 625 Myr over-predicts the periods of Hyades members as a function of color by as much as 50%, suggesting the need for modification in a and/or b . For the Pleiades (130 Myr), the agreement is better overall, but disagreement most prevalent for the bluer members, suggesting that the value of c needs revision. To produce suitable fits over a wide range of ages within the Barnes formalism, we were forced to rederive the parameters a , b , c , and n .

Considering the clusters of Tables 6 and 7, we find after a thorough literature search that only a few have sufficient data on stellar rotation periods for inclusion in this exercise. They are the usual suspects: α Per (Prosser et al. 1995), Pleiades (Prosser et al. 1995; Krishnamurthi et al. 1998), M34 (Meibom et al., submitted), and Hyades (Radick et al. 1987; Prosser et al. 1995; Radick et al. 1995; Paulson et al. 2004), and Henry (priv. comm.). Rotation data for benchmark clusters older than the Hyades (such as Coma Ber, NGC 752, M 67, and NGC 188) are hard to come by given the long mean periods of >10 days. However, increased interest in both planet searches and stellar oscillation studies may soon rectify this situation. We also include the Sun as an old anchor datum, adopting a period of 26.09 days which is the latitudinal mean observed by Donahue et al. (1996) (the solar rotation ranges from ~ 25 days near the equator to ~ 32 days near the poles).

To rederive a gyro relation which more closely matches the cluster sequences and the Sun, we include in the fit only the obvious I-sequence rotators in the clusters, and omit the ultrafast C-sequence rotators, as well as the two very slow rotators in the Pleiades (HII 2284 & 2341). For the four gyro parameters, we minimize the residuals in period for the cluster data and solar datum, but retaining only those fits that come within 0.1 day of the solar mean rotation rate at its age. Our method forces perhaps undue statistical significance upon this one data point (the Sun); however, as we are lacking in cluster sequences or even single stars with accurate ages >625 Myr, the solar datum is unique and thus extremely important to reproduce. We also ignore the effects of metallicity on the cluster sequences, working in color rather than mass.

Our best estimate of the gyrochronology parameters are presented in Table 10. The errors reflect the uncertainties of the parameters for $\Delta\chi^2 = 1$, where r.m.s = 1.23 day gives $\chi^2_{\nu} = 1$ for the best fit. In Figure 10 we demonstrate the match of these coefficients to the data from which they were established.

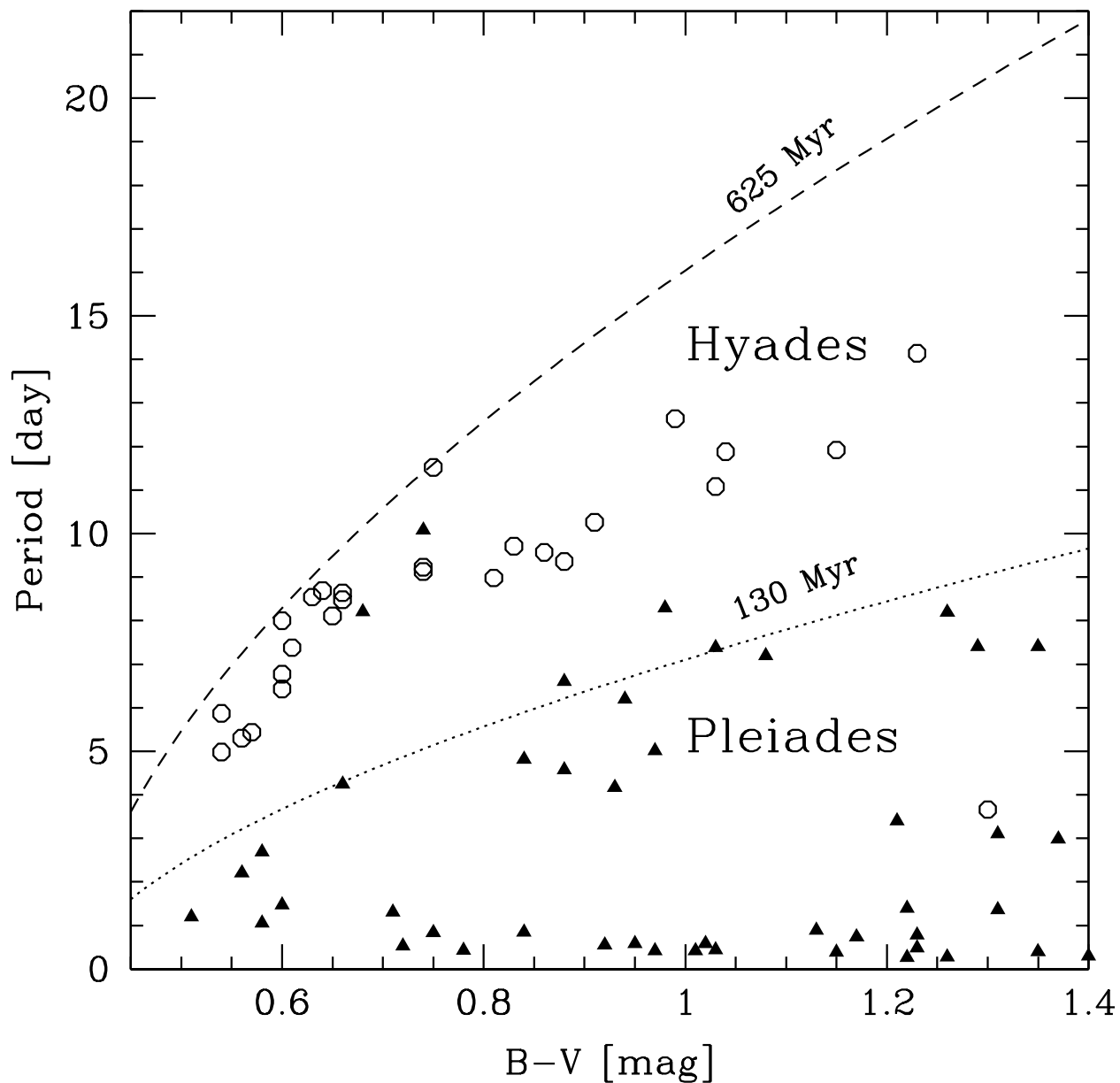


Fig. 9.— Rotation period versus $B-V$ for solar-type stars in the Pleiades (*filled triangles*) and Hyades (*open circles*) compared to gyrochrones from Barnes (2007) for ages 130 Myr and 625 Myr. The offsets between the gyrochrones and the observed period distributions for these benchmark clusters motivated us to rederive the parameters in the gyro relations.

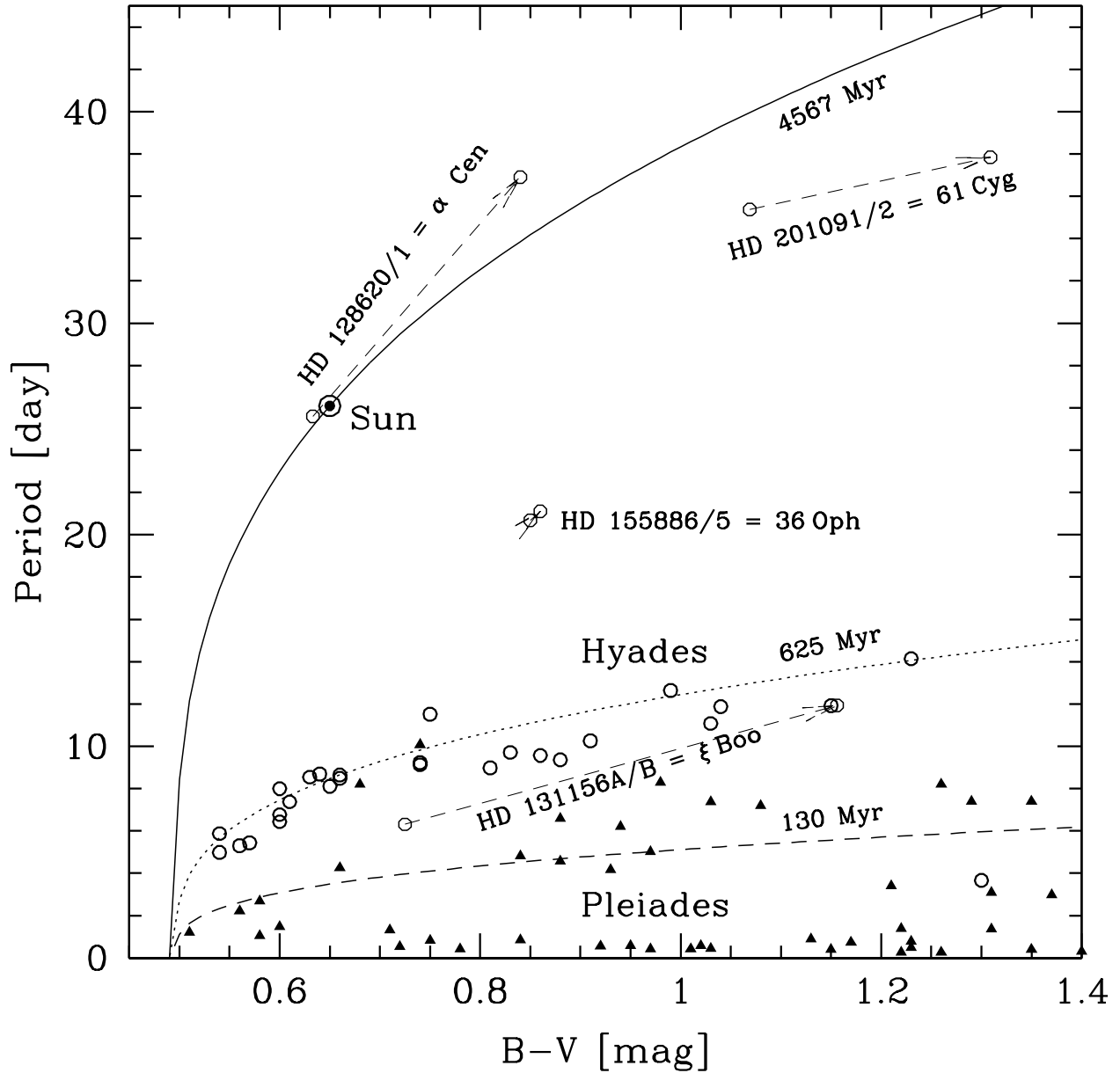


Fig. 10.— Rotation period versus $B-V$ for solar-type stars compared to gyrochronology relations derived in this work. Stars are color-coded by anchor: Sun (*blue*), Hyades (*green*), M34 (*magenta*), Pleiades (*red*). In black are binary pairs, which are presumed co-eval systems that follow the general sense of the cluster data and the fitted gyrochrones.

How well does our improved gyrochronology fit perform for the sample four solar-type dwarf binaries with known periods (§2.3)? In Fig. 10, we also show that the color-period lines connecting the binary components appear to follow approximately the slopes of the curves predicted from our new gyrochrone curve (§4.2). In Table 11 we present revised estimates of the individual gyrochronological ages based on our revised parameters for equations 12-14.

Assuming the systems are coeval, our revised fit to the gyro equations appears to yield stellar ages with precision of ± 0.05 dex (1σ ; $\pm 11\%$) in $\log(\tau/\text{yr})$. This is comparable to the precision claimed by Barnes (2007); however the ages should be more accurate as the Pleiades and Hyades color sequence is more accurately modeled (c.f. Figures 10 vs 9). For the best studied system (α Cen), the inferred gyro age (5.0 ± 0.3 Gyr) compares well to recent estimates from modeling asteroseismology data, which have been converging to a consensus age of 6 ± 1 Gyr in recent years: 4.85 ± 0.5 Gyr (Th evenin et al. 2002), ~ 6.4 Gyr (Thoul et al. 2003), 6.52 ± 0.3 Gyr (Eggenberger et al. 2004), $5.2\text{-}7.1$ Gyr (Miglio & Montalb an 2005).

We conclude that our improved gyrochronology fit is probably precise to of order ~ 0.05 dex in $\log(\tau/\text{yr})$ for I-sequence rotators. This uncertainty does not include the absolute uncertainties in the clusters age scale (which are probably of similar magnitude; $\sim 15\%$). Clearly, new samples of stars with well-constrained rotation periods and ages at a range of colors are needed to constrain the rotational evolution of solar-type stars at ages of >1 Gyr. Our refined gyrochronology parameters represent our best attempt to empirically parameterize the rotational evolution of solar-type stars at present. However, we acknowledge that given the rapidly changing data landscape for cluster rotation studies, superior rotation vs. age relations may be soon available.

Table 10. Revised Gyrochronology Parameters

param.	value
a	0.407 ± 0.021
b	0.325 ± 0.024
c	0.495 ± 0.010
n	0.566 ± 0.008

Table 11. Revised Gyro Ages for Field Binaries

(1)	(2)	(3)	(4)	(5)
System	HD	$\log \tau_A$	$\log \tau_B$	$\overline{\log \tau}$
		(yr)	(yr)	(yr)
ξ Boo	131156AB	8.47	8.70	8.59
α Cen	128620/1	9.67	9.72	9.70
36 Oph	155886/6	9.28	9.28	9.28
61 Cyg	201091/2	9.57	9.53	9.55

Note. — Columns: (1) common name, (2) HD name, (3) gyro age for component A, (4) gyro age for component B, (5) mean gyro age for the system. Gyro ages were estimated from the equation $P = a((B - V)_o - c)^b \times t^n$, where the coefficients are listed in Table 10.

4.3. Implications and Tests of New Gyro-Rossby Ages

Having calibrated the activity-rotation and rotation-age correlations with the best available data, we can now use the results from §4.1 and §4.2 to predict the evolution of $\log R'_{\text{HK}}$ as a function of age and color for solar-type stars. In Fig. 11, we illustrate the predicted activity tracks as a function of color and stellar age. In Fig. 12, we plot the predicted activity-age relation for various colors of solar-type dwarfs. Considering these two plots leads us to a few conclusions. First, the subtle positive mean slopes in $\Delta \log R'_{\text{HK}} / \Delta B - V$ observed for the young clusters in Fig. 4 and Table 6 can be understood in the context of mass-dependent rotation evolution combined with an rotation-activity relation (a notable exception is the old cluster M67). Second, the assumption of a single activity-age relation applicable to the wide range of solar-type dwarf colors ($\sim 0.5 < (B - V)_0 < 0.9$; Eqn. 3 and 4, and Fig. 6) we and others often considered is a poor assumption. The predicted activity evolution curves in Fig. 11 also warn that the search for Maunder minimum candidates (e.g. Donahue 1998; Wright 2004) should take into account that coeval stars may have different mean activity levels (~ 0.1 - 0.2 dex in $\log R'_{\text{HK}}$) as a function of $B - V$ color. The question remains, *can we determine more accurate ages from a activity-rotation-age algorithm compared to the standard activity-age relations?*

Similar to our analysis in §3.2.2, we wish to test the consistency of our gyro-activity age predictions among two useful types of samples: field binary stars and open cluster members. In each of these groups, the constituents are expected to be co-eval but to display a range in mass, and to suffer from astrophysical scatter. How well do the predicted ages agree among these presumably co-eval stars?

Our first test uses the 20 binary pairs of Table 2. We convert the individual R'_{HK} values to period via the R'_{HK} vs. Rossby number correlation, and use the gyrochronology relations to estimate ages. The ages for these binaries are listed in Table 12. The distribution of the periods (inferred from the R'_{HK} values) versus colors for the binaries are plotted in Figure 13, with the revised gyrochrones overlaid. Excluding the known pathological system HD 137763 (footnote 7), the remaining systems appear to give consistent ages with a statistical r.m.s. of ± 0.07 dex ($\sim 15\%$). Recall that using the simple activity-age relation (Equation 3) produced consistent ages with r.m.s. of ~ 0.15 dex ($\sim 35\%$). So for the sample of non-identical binaries, taking into account the color-dependent rotational evolution appears to significantly decrease the age uncertainties.

Our second test involves the cluster stars from Table 5. Rather than, as illustrated in Figure 5, adopting the mean activity level for a cluster and turning it into a mean age which can be compared to individually predicted ages, we convert the individual R'_{HK} values via the Rossby number correlation to period and use the gyrochronology relations. This method

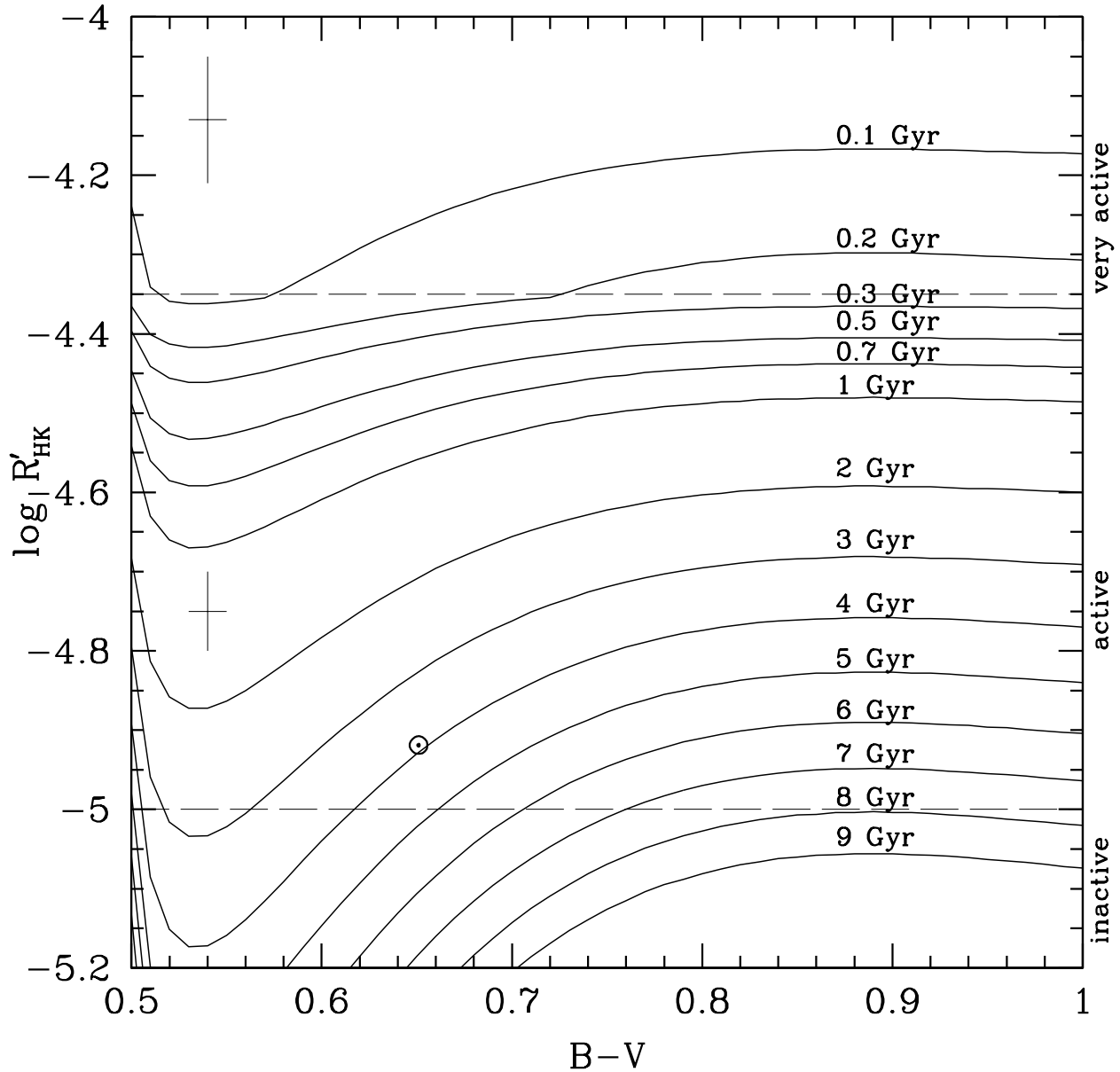


Fig. 11.— Predicted chromospheric activity levels as a function of age (“gyrochromochrones”), from combining the age-rotation relations in §4.2 with the rotation-activity relations in §4.1. Typical uncertainty bars are shown in the very active and active regimes, reflecting the r.m.s. in the Rossby number-activity fits, and typical photometric errors. The behavior of the gyrochromochrones at the blue end (i.e. the obvious upturn) is not well-constrained, and is particularly sensitive to the c parameter in the gyrochronology fits.

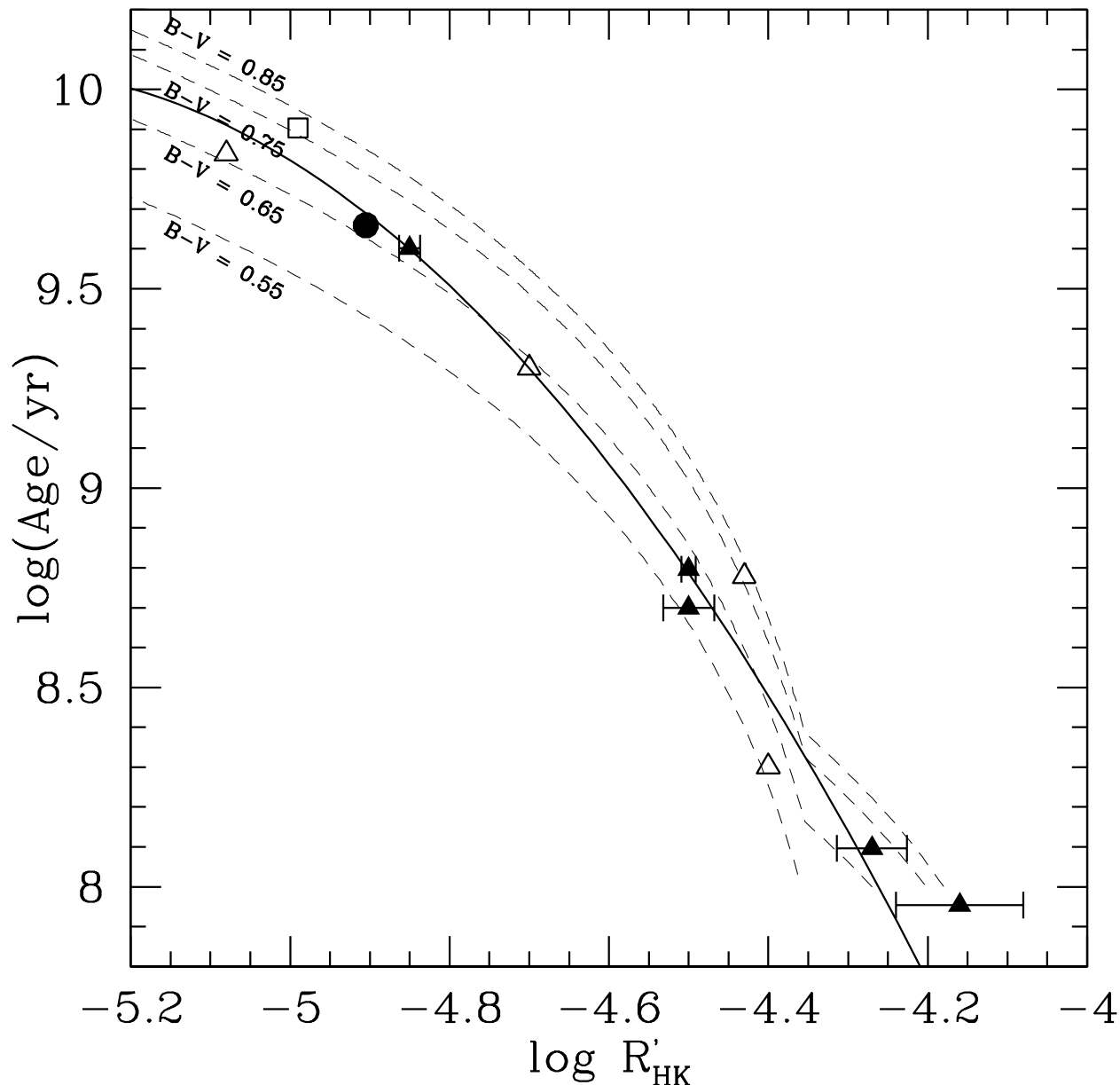


Fig. 12.— Predicted $\log R'_{\text{HK}}$ vs. age relation for solar-type dwarfs of different colors (*dashed lines*). The cluster samples and mean relation from Fig. 6 are plotted. The *dashed lines* represent the synthesis of the age-rotation “gyrochronology” relation (§4.2) with the rotation-activity relations (§4.1). These “gyrochromochrones” show that the assumption of an activity-age relation applicable to all solar-type dwarfs in the color range ($0.5 < (B - V)_0 < 0.9$) is probably an oversimplification. The kink in $\log R'_{\text{HK}}$ corresponds to the transition between the very active and active regimes.

Table 12. Activity-Gyro Ages for Solar-type Binaries

(1)	(2)	(3)	(4)	(5)
Primary	Secondary	$\log \tau_1$	$\log \tau_2$	$\overline{\log \tau}$
		(yr)	(yr)	(yr)
HD 531B	HD 531A	8.01	8.73	8.37 ± 0.36
HD 5190	HD 5208	9.59	9.86	9.73 ± 0.14
HD 13357A	HD 13357B	9.42	9.28	9.35 ± 0.07
HD 14082A	HD 14082B	8.59	8.43	8.51 ± 0.08
HD 23439A	HD 23439B	9.80	10.11	9.96 ± 0.15
HD 26923	HD 26913	8.76	8.64	8.70 ± 0.06
HD 53705	HD 53706	9.56	9.89	9.72 ± 0.16
HD 73668A	HD 73668B	9.47	9.46	9.47 ± 0.01
HD 103432	HD 103431	9.60	9.54	9.57 ± 0.03
HD 116442	HD 116443	9.82	9.85	9.84 ± 0.02
HD 134331	HD 134330	9.42	9.61	9.52 ± 0.10
HD 134439	HD 134440	9.62	9.75	9.68 ± 0.07
HD 135101A	HD 135101B	9.85	9.85	9.85 ± 0.00
HD 137763	HD 137778	9.86	8.72	$9.29 \pm 0.56^*$
HD 142661	HD 142661B	9.43	9.32	9.37 ± 0.06
HD 144087	HD 144088	9.42	9.37	9.39 ± 0.02
HD 219175A	HD 219175B	9.48	9.58	9.53 ± 0.05

Note. — Columns: (1) name of primary, (2) name of secondary, (3) activity-gyro age for component A, (4) activity-gyro age for component B, (5) mean gyro age for the system. (*) HD 137763 is a pathological case discussed in footnote 7.

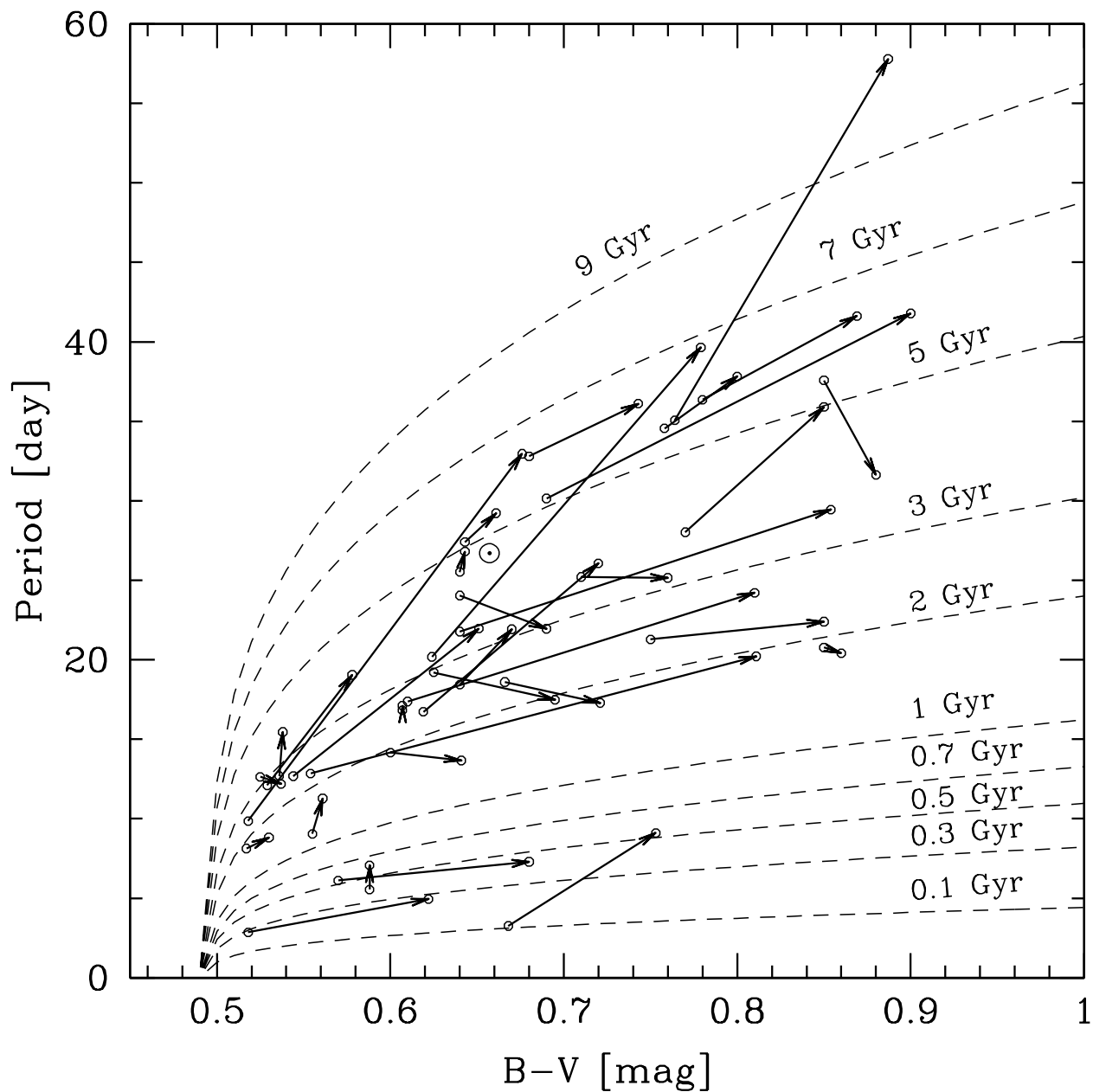


Fig. 13.— Predicted rotation periods for field binary stars with measured $\log R'_{\text{HK}}$. Periods were estimated from the activity-Rossby relations (equations 5 and 7). Gyrochrone equations are from equations 12-14 using the constants in Table 10.

assumes that the stars are participating in the so-called I-sequence identified by Barnes and are not ultra-fast rotators of the so-called C-sequence. If this is not true in reality, some rapid rotators will have their ages underestimated via gyrochronology/activity. That the Rossby number vs R'_{HK} correlation of Figure 7 breaks down or saturates at high activity levels helps isolate us from this effect since those stars will not have reliable conversions to period. The resulting dispersions (68% CLs) in the ages inferred for the cluster members are listed in Table 9, along with the dispersions observed for the two binary samples and the Sun. Also listed in Table 9 is the inferred age dispersion for the same samples when the simple activity-age relation (equation 3) is used to estimate ages.

From Table 9 we conclude the following regarding adopting a simple activity-age relation (§3.2.2) versus an activity-rotation-age prescription (§4.1 and §4.2). First, among the six stellar samples (four open clusters and two binary samples), the activity-rotation-age technique resulted in smaller age dispersions for 5 of the 6 samples (the exception being M67). Quantifying the improvement is not so straightforward. The improvement among 3 of the clusters (Pleiades, UMa, Hyades) was typically a $\sim 10\%$ reduction in the age dispersion, equivalent to removing a ~ 0.1 dex source of systematic error. The two binary samples show marked improvements in their age dispersions – most notably the dispersion in age estimates among the color-separated binaries was reduced significantly by using the activity-rotation-age technique rather than a simple activity-age relation. The results for M67 are somewhat perplexing, and hint that our activity-rotation-age technique is not adequately modeling this ~ 4 -Gyr-old group. This is not surprising given that half of the M67 sample is hotter/bluer than the Sun, and as Figure 10 suggests, *the gyro relations are not well-constrained for late-F/early-G stars for ages older than the Hyades*. We conclude by stating that the activity-rotation-age technique appears to give slightly more consistent ages among the older samples tested than by using a simple activity-age relation.

4.4. Inferred Ages for the Nearest Solar-Type Dwarfs

While a rigorous utilization of the revised age-deriving methods for studying the star-formation history of the solar neighborhood is beyond the focus of this study, we briefly discuss some implications of our results for a small volume-limited sample of solar-type dwarfs.

We use our new and improved age-deriving methods to estimate the ages for the 100 nearest solar-type dwarfs (Table 13). The sample consists of the nearest known dwarfs with $0.5 < B-V < 0.9$ mag (the color region where both the R'_{HK} calculations and revised gyrochronology relations are constrained). A few of the entries are unresolved multiples,

sometimes containing two or even three solar-type stars (e.g. i Boo). Six evolved stars lying more than one magnitude above the main sequence defined by Wright et al. (2004) have been omitted (i.e. $\Delta M_V < -1$: α Aur, η Boo A, μ Her, ζ Her, and β Hyi). When multiple R'_{HK} measurements were found in the literature, we gave highest priority to those estimates that included the most observations. When multiple single observations were published by different authors, we preferentially adopted those from the largest surveys (e.g. Duncan et al. 1991; Henry et al. 1996; Wright et al. 2004). All parallaxes and V magnitudes are from the Hipparcos catalog (Perryman & ESA 1997). MK spectral types are preferentially taken from compilations by Keenan and Gray and collaborators. Given the stated color, parallax, and absolute magnitude constraints, this catalog is likely to be complete for distances of <15 pc.

Estimated ages using our methods are listed in the final two columns of Table 13. The first column of ages (τ_1) are from using the revised activity-age relation (§3.2.2, Eqn. 3). The second column of ages (τ_2) are those inferred from converting the chromospheric activity levels to a rotation period via the Rossby number, then converting the rotation period to an age using the revised gyro relation (§4, Eqns. 5-8, 10-12). *The final column of ages τ_2 are the preferred age estimates.* The inferred activity age for the extraordinarily active ZAMS star AB Dor is ~ 1 Myr, and clearly in error (apparently by 2 orders of magnitude; Luhman et al. 2005). As AB Dor painfully illustrates, the uncertainties in the inferred ages for the very active stars ($\log R'_{\text{HK}} > -4.3$) are large (~ 1 dex; c.f. Table 9). A conservative estimate of the typical age uncertainty is $\sim 50\%$ for the preferred ages τ_2 of the lower activity stars.

In Fig. 14, we plot a histogram of the inferred ages τ_1 and τ_2 for the sample of the 100 nearest solar-type dwarfs. The histogram can not be strictly interpreted as a true star-formation history as we have not accounted for disk heating (e.g. Soderblom et al. 1991; West et al. 2008). The effect preferentially removes older, higher velocity stars from the local sample, but is subtle and small for the youngest age bins. The ages inferred from the simple activity-age (Eqn. 3; *dashed histogram*) shows a minimum at ~ 2 -3 Gyr seen in previous studies which corresponds to the “Vaughan-Preston gap” (Vaughan & Preston 1980; Barry 1988, see also Fig. 7 and 8 of Henry et al. 1996). However, when we examine the histogram of ages inferred from activity \rightarrow rotation (*solid histogram*), the minimum at ~ 2 -3 Gyr is not as obvious, revealing a more or less smooth distribution of ages between 0-6 Gyr (with a precipitous decrease at older ages, presumably due to disk heating and loss of evolved higher-mass stars from the sample). Similarly, the stellar birthrate during the past Gyr appears unremarkable compared to the past ~ 6 Gyr. These results also call into doubt previous claims that the star-formation rate during the past Gyr has been significantly enhanced (Barry 1988).

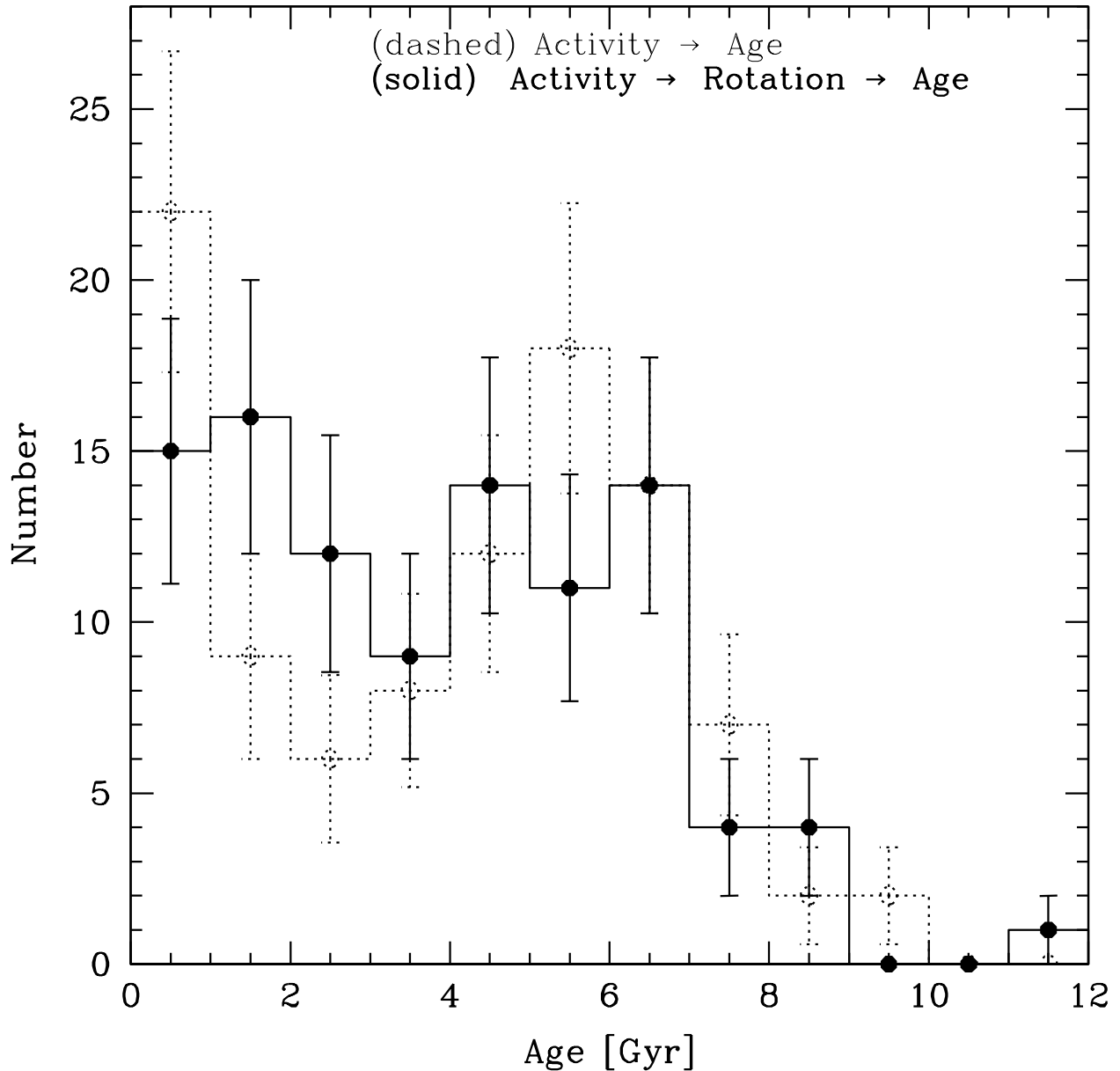


Fig. 14.— Histogram of inferred ages for the nearest 100 solar-type dwarfs (F7-K2V). *Dashed histogram* is for ages inferred directly from activity using equation 3. *Solid histogram* is for ages derived from converting activity to rotation period (§4.1), then converting rotation period and color to age using the revised gyro relation (§4.2). The ages inferred directly from activity show the familiar lull near ~ 3 Gyr noted in some studies (e.g. Barry 1988). Using the improved ages (from activity \rightarrow rotation \rightarrow age), the inferred star-formation rate appears to be smoother between 0-6 Gyr.

Table 13. Activity Ages for the 100 Nearest Solar-type Dwarfs

(1)	(2)	(3)	(4)	(5)	(6)	(7)	(8)	(9)	(10)	(11)	(12)	(13)	(14)	(15)	(16)
HD	HIP	GJ	Alias	ϖ	$B-V$	Ref.	$\log R'_{\text{HK}}$	Ref.	V	M_V	ΔM_V	SpT	Ref.	τ_1	τ_2
...	(mas)	(mag)	...	(dex)	...	(mag)	(mag)	(mag)	(Gyr)	(Gyr)
166	544	5A	V439 And	72.98±0.75	0.752	18	-4.328	6	6.07	5.39	-0.02	G8V	9	0.2	0.2
1581	1599	17	ζ Tuc	116.38±0.64	0.572	17	-4.839	12	4.23	4.56	0.25	F9.5V	10	3.8	2.1
3443	2941	25AB	HR 159	64.38±1.40	0.715	18	-4.903	1	4.61	5.19	-0.58	G8V+G9V	3	4.8	4.9
3651	3093	27A	54 Psc	90.03±0.72	0.850	18	-4.991	1	5.88	5.65	-0.28	K0V	9	6.4	7.7
4391	3583	1021	HR 209	66.92±0.73	0.640	17	-4.55	12	5.80	4.93	0.23	G5V Fe-0.8	10	0.8	0.9
4614	3821	34A	η Cas	167.99±0.62	0.574	17	-4.958	6	3.46	4.59	0.20	F9V	8	5.8	2.9
4628	3765	33	HR 222	134.04±0.86	0.890	18	-4.852	1	5.74	6.38	0.25	K2.5V	10	4.0	5.4
4813	3909	37	19 Cet	64.69±1.03	0.514	18	-4.78	9	5.17	4.22	0.32	F7V	9	2.9	1.7
6582	5336	53A	μ Cas A	132.40±0.60	0.695	17	-4.964	6	5.17	5.78	0.65	K1V Fe-2	9	5.9	5.3
7570	5862	55	ν Phe	66.43±0.64	0.571	18	-4.95	15	4.97	4.28	-0.20	F9V Fe+0.4	10	5.7	2.8
10307	7918	67	HR 483	79.09±0.83	0.618	18	-5.02	11	4.96	4.45	-0.14	G1V	9	7.0	4.2
10360	7751	66A	HR 487	122.75±1.41	0.880	17	-4.899	10	5.96	6.26	0.36	K2V	10	4.8	6.2
10361	7751	66B	HR 486	122.75±1.41	0.850	17	-4.839	10	5.81	6.26	0.33	K2V	10	3.8	5.2
10476	7981	68	107 Psc	133.91±0.91	0.836	18	-4.912	1	5.24	5.87	0.02	K1V	10	5.0	6.3
10700	8102	71	τ Cet	274.17±0.80	0.727	18	-4.958	1	3.49	5.68	0.42	G8.5V	10	5.8	5.8
10780	8362	75	V987 Cas	100.24±0.68	0.804	18	-4.681	1	5.63	5.64	-0.06	G9V	9	1.8	2.9
13445	10138	86A	HR 637	91.63±0.61	0.820	17	-4.74	12	6.12	5.93	0.20	K1V	10	2.4	3.7
13974	10644	92	δ Tri A	92.20±0.84	0.607	18	-4.69	11	4.84	4.66	0.15	G0V	8	1.9	1.5
14412	10798	95	HR 683	78.88±0.72	0.724	18	-4.85	21	6.33	5.81	0.57	G8V	10	3.9	4.3
17925	13402	117	EP Eri	96.33±0.77	0.867	17	-4.311	1	6.05	5.97	-0.02	K1.5V(k)	10	0.1	0.2
19373	14632	124	ι Per	94.93±0.67	0.595	18	-5.02	11	4.05	3.94	-0.50	F9.5V	9	7.0	3.7
20630	15457	137	96 Cet	109.18±0.78	0.681	18	-4.420	1	4.84	5.03	0.05	G5V	16	0.3	0.4
20766	15330	136	ζ ¹ Ret	82.51±0.54	0.641	18	-4.646	12	5.53	5.11	0.38	G2V	10	1.5	1.5
20794	15510	139	82 Eri	165.02±0.55	0.708	17	-4.998	12	4.26	5.35	0.18	G8V	10	6.6	6.1
20807	15371	138	ζ ² Ret	82.79±0.53	0.600	18	-4.787	12	5.24	4.83	0.36	G0V	10	3.0	2.0
22049	16537	144	ε Eri	310.75±0.85	0.881	18	-4.455	1	3.72	6.18	0.10	K2V(k)	10	0.4	0.8
22484	16852	147	10 Tau	72.89±0.78	0.575	18	-5.12	21	4.29	3.60	-0.70	F9IV-V	8	8.8	4.2
26965	19849	166A	40 Eri	198.24±0.84	0.820	18	-4.872	1	4.43	5.92	0.14	K0.5V	10	4.3	5.6
30495	22263	177	58 Eri	75.10±0.80	0.632	18	-4.49	11	5.49	4.87	0.19	G1.5V CH-0.5	10	0.6	0.6
34411	24813	197	λ Aur	79.08±0.90	0.630	18	-5.067	6	4.69	4.18	-0.48	G1V	9	7.9	5.0
36705	25647	...	AB Dor	66.92±0.54	0.830	18	-3.88	10	6.88	6.01	0.18	K2Vk	10	<0.1	<0.1
37394	26779	211	V538 Aur	81.69±0.83	0.840	18	-4.454	1	6.21	5.77	-0.11	K0V	9	0.4	0.8
38858	27435	1085	HR 2007	64.25±1.19	0.639	18	-4.87	11	5.97	5.01	0.29	G2V	9	4.3	3.2
39587	27913	222	54 Ori	115.43±1.08	0.594	18	-4.426	1	4.39	4.70	0.27	G0V CH-0.3	10	0.4	0.3
41593	28954	227	V1386 Ori	64.71±0.91	0.814	18	-4.42	6	6.76	5.82	0.07	G9V	9	0.3	0.6
43834	29271	231	α Men	98.54±0.45	0.720	17	-4.94	12	5.08	5.05	-0.14	G7V	10	5.5	5.5
52698	33817	259	NLTT 17311	68.42±0.72	0.894	17	-4.64	12	6.71	5.89	-0.20	K1V(k)	10	1.4	2.5
63077	37853	288A	171 Pup	65.79±0.56	0.589	18	-4.97	21	5.36	4.45	0.05	F9V	10	6.0	3.2
69830	40693	302	HR 3259	79.48±0.77	0.754	18	-4.95	21	5.95	5.45	0.03	G8+V	10	5.7	6.1
72673	41926	309	HR 3384	82.15±0.66	0.784	18	-4.95	21	6.38	5.95	0.39	G9V	10	5.7	6.5
72905	42438	311	3 UMa	70.07±0.71	0.618	18	-4.375	1	5.63	4.86	0.27	G0.5V	8	0.2	0.2
75732	43587	324A	55 Cnc A	79.80±0.84	0.860	17	-5.04	21	5.96	5.47	-0.55	K0IV-V	9	7.4	8.7
82885	47080	356A	11 LMi	89.45±0.78	0.770	18	-4.638	1	5.40	5.16	-0.35	G8+V	9	1.4	2.3
86728	49081	376A	20 LMi	67.14±0.83	0.676	18	-5.06	21	5.37	4.50	-0.45	G4V	9	7.7	6.2

Table 13—Continued

(1)	(2)	(3)	(4)	(5)	(6)	(7)	(8)	(9)	(10)	(11)	(12)	(13)	(14)	(15)	(16)
HD	HIP	GJ	Alias	ϖ	$B-V$	Ref.	$\log R'_{\text{HK}}$	Ref.	V	M_V	ΔM_V	SpT	Ref.	τ_1	τ_2
...	(mas)	(mag)	...	(dex)	...	(mag)	(mag)	(mag)	(Gyr)	(Gyr)
95128	53721	407	47 UMa	71.04±0.66	0.624	18	-5.02	11	5.03	4.29	-0.34	G1V	8	7.0	4.4
100623	56452	432A	HR 4458	104.84±0.81	0.811	18	-4.89	21	5.96	6.06	0.33	K0-V	10	4.6	5.8
101501	56997	434	61 UMa	104.81±0.72	0.723	18	-4.546	1	5.31	5.41	0.17	G8V	9	0.8	1.2
102365	57443	442A	HR 4523	108.23±0.70	0.664	18	-4.95	12	4.89	5.06	0.18	G2V	10	5.7	4.5
103095	57939	451A	CF UMa	109.21±0.78	0.751	18	-4.896	1	6.42	6.61	1.19	K1V Fe-1.5	9	4.7	5.3
104304	58576	454	HR 4587	77.48±0.80	0.770	17	-4.92	21	5.54	4.99	-0.47	G8IV	10	5.1	5.9
109358	61317	475	β CVn	119.46±0.83	0.585	17	-4.99	11	4.26	4.64	0.23	G0V	9	6.4	3.3
114710	64394	502	β Com	109.23±0.72	0.572	18	-4.745	1	4.23	4.42	0.13	G0V	8	2.5	1.5
115617	64924	506	61 Vir	117.30±0.71	0.709	18	-5.001	1	4.74	5.09	-0.07	G7V	10	6.6	6.1
118972	66765	1175	NLTT 34858	64.08±0.81	0.855	18	-4.39	12	6.92	5.95	0.00	K0V(k)	10	0.3	0.4
120136	67275	527A	τ Boo	64.12±0.70	0.508	18	-4.731	1	4.50	3.54	-0.33	F7IV-V	8	2.3	1.6
128620	71683	559A	α Cen A	742.12±1.40	0.633	2	-5.002	12	-0.01	4.34	-0.82	G2V	10	6.6	4.4
128621	71681	559B	α Cen B	742.12±1.40	0.840	2	-4.923	12	1.35	5.70	-0.47	K2IV	10	5.2	6.5
131156	72659	566A	ξ Boo A	149.26±0.76	0.720	17	-4.344	6	4.72	5.59	0.37	G7V	9	0.2	0.2
131511	72848	567	DE Boo	86.69±0.81	0.833	18	-4.52	11	6.00	5.69	-0.19	K0V	9	0.7	1.3
133640	73695	575	i Boo ABC	78.39±1.03	0.647	18	-4.637	6	4.83	4.30	-0.47	G1V+G8V+K0V	13	1.4	1.5
135599	74702	...	V739 Ser	64.19±0.97	0.830	18	-4.52	21	6.92	5.96	0.13	K0V	9	0.7	1.3
136352	75181	582	ν^2 Lup	68.70±0.79	0.639	18	-4.91	12	5.65	4.83	0.11	G2-V	10	5.0	3.6
140538	77052	596.1A	ψ Ser	68.16±0.87	0.684	18	-4.80	11	5.86	5.03	0.02	G5V	8	3.2	3.2
140901	77358	599A	HR 5864	65.60±0.77	0.715	18	-4.72	12	6.01	5.10	-0.10	G7IV-V	10	2.2	2.7
141004	77257	598	λ Ser	85.08±0.80	0.603	17	-5.004	1	4.42	4.07	-0.43	G0IV-V	9	6.7	3.8
142373	77760	602	χ Her	63.08±0.54	0.563	18	-5.18	1	4.60	3.60	-0.63	G0V Fe-0.8	9	9.7	4.4
144579	78775	611A	LHS 3152	69.61±0.57	0.734	18	-4.97	21	6.66	5.87	0.57	K0V Fe-1.2	9	6.0	6.1
144628	79190	613	NLTT 42064	69.66±0.90	0.856	18	-4.94	12	7.11	6.32	0.37	K1V	10	5.5	6.8
145417	79537	615	LHS 413	72.75±0.82	0.815	18	-5.06	12	7.53	6.84	1.09	K3V Fe-1.7	10	7.7	8.8
146233	79672	616	18 Sco	71.30±0.89	0.652	18	-4.93	11	5.49	4.76	-0.05	G2V	9	5.3	4.1
147513	80337	620.1A	HR 6094	77.69±0.86	0.625	18	-4.45	20	5.37	4.82	0.19	G1V CH-0.4	10	0.4	0.4
147584	80686	624	ζ TrA	82.61±0.57	0.550	17	-4.56	12	4.90	4.49	0.31	F9V	10	0.9	0.6
149661	81300	631	12 Oph	102.27±0.85	0.827	18	-4.583	1	5.77	5.82	0.01	K0V(k)	10	1.0	1.9
154577	83990	656	NLTT 44221	73.07±0.91	0.893	17	-4.815	15	7.38	6.70	0.58	K2.5V(k)	10	3.4	4.8
155885	84405	663B	36 Oph B	167.08±1.07	0.860	14	-4.559	1	5.11	6.23	0.25	K0V	4	0.9	1.7
155886	84405	663A	36 Oph A	167.08±1.07	0.850	14	-4.570	1	5.07	6.19	0.26	K0V	4	1.0	1.8
156274	84720	666A	41 Ara	113.81±1.36	0.777	18	-4.941	12	5.47	5.75	0.28	G9V	4	5.5	6.3
157214	84862	672	72 Her	69.48±0.56	0.619	18	-5.00	11	5.38	4.59	-0.01	G0V	8	6.6	4.1
158633	85235	675	HR 6518	78.14±0.51	0.759	18	-4.93	21	6.44	5.90	0.46	K0V	5	5.3	5.9
160269	86036	684AB	26 Dra AB	70.98±0.55	0.602	18	-4.62	22	5.23	4.49	0.00	F9V+K3V	7	1.3	1.1
160691	86796	691	μ Ara	65.46±0.80	0.700	17	-5.04	20	5.12	4.20	-0.90	G3IV-V	10	7.4	6.5
165341	88601	702A	70 Oph A	196.62±1.38	0.860	18	-4.586	6	4.25	5.50	-0.48	K0-V	9	1.1	1.9
165908	88745	704A	99 Her A	63.88±0.55	0.528	18	-5.02	21	5.08	4.11	0.11	F9V mw	8	7.0	2.9
166620	88972	706	HR 6806	90.11±0.54	0.876	18	-4.955	1	6.38	6.15	0.10	K2V	9	5.8	7.1
170657	90790	716	NLTT 46596	75.71±0.89	0.861	18	-4.65	21	6.81	6.21	0.22	K2V	10	1.5	2.6
172051	91438	722	HR 6998	77.02±0.85	0.673	18	-4.90	21	5.85	5.28	0.35	G6V	10	4.8	4.1
176051	93017	738AB	HR 7162	66.76±0.54	0.594	18	-4.874	1	5.20	4.32	-0.11	F9V+K1V	7	4.3	2.6
182488	95319	758	HR 7368	64.54±0.60	0.804	18	-5.06	6	6.37	5.42	-0.27	K0V	16	7.7	8.7

Table 13—Continued

(1)	(2)	(3)	(4)	(5)	(6)	(7)	(8)	(9)	(10)	(11)	(12)	(13)	(14)	(15)	(16)
HD	HIP	GJ	Alias	ϖ	$B-V$	Ref.	$\log R'_{\text{HK}}$	Ref.	V	M_V	ΔM_V	SpT	Ref.	τ_1	τ_2
...	(mas)	(mag)	...	(dex)	...	(mag)	(mag)	(mag)	(Gyr)	(Gyr)
185144	96100	764	σ Dra	173.41±0.46	0.786	18	-4.832	1	4.67	5.87	0.27	G9V	9	3.7	4.7
188512	98036	771A	β Aql	72.95±0.83	0.855	18	-5.173	1	3.71	3.03	-2.93	G9.5IV	10	9.6	11.4
190248	99240	780	δ Pav	163.73±0.65	0.751	18	-4.999	12	3.55	4.62	-0.78	G8IV	10	6.6	6.9
190404	98792	778	LHS 481	64.17±0.85	0.815	18	-4.98	21	7.28	5.75	0.57	K1V	9	6.2	7.3
191408	99461	783A	HR 7703	165.24±0.90	0.868	18	-4.988	12	5.32	6.41	0.39	K2.5V	10	6.4	7.7
192310	99825	785	HR 7722	113.33±0.89	0.878	18	-5.048	10	5.73	6.00	-0.06	K2+V	10	7.5	8.9
196761	101997	796	HR 7898	68.28±0.82	0.722	18	-4.92	21	6.36	5.53	0.32	G8V	10	5.1	5.2
205390	106696	833	NLTT 51629	67.85±0.92	0.884	17	-4.53	15	7.14	6.30	0.23	K1.5V	10	0.7	1.4
207129	107649	838	HR 8323	63.95±0.78	0.601	18	-4.80	12	5.57	4.60	0.12	G0V Fe+0.4	10	3.2	2.1
211415	110109	853A	HR 8501	73.47±0.70	0.605	17	-4.86	12	5.36	4.69	0.13	G0V	10	4.1	2.6
217014	113357	882	51 Peg	65.10±0.76	0.666	18	-5.08	6	5.45	4.52	-0.37	G2V+	10	8.1	6.1
224930	171	914A	85 Peg A	80.63±3.03	0.673	17	-4.875	1	5.80	5.33	0.29	G5V Fe-1	9	4.4	3.8

Note. — References: (1) Baliunas et al. (1996), (2) Bessell (1981), (3) Christy & Walker (1969), (4) Corbally (1984), (5) Cowley et al. (1967), (6) Duncan et al. (1991), calculated using equations in Noyes et al. (1984), (7) Edwards (1976), (8) Gray et al. (2001), (9) Gray et al. (2003), (10) Gray et al. (2006), (11) Hall et al. (2007), (12) Henry et al. (1996), (13) Hill et al. (1989), (14) Hoffleit & Jaschek (1991), (15) Jenkins et al. (2006), (16) Keenan & McNeil (1989), (17) Mermilliod (1991), (18) Perryman & ESA (1997), (19) Roman (1950), (20) Saffe et al. (2005), (21) Wright et al. (2004), (22) estimated from *ROSAT* All-Sky Survey X-ray emission (Voges et al. 1999, 2000) via equation A1 (see also §2.3).

5. Summary

The primary goal of this study was derive a well-calibrated conversion between activity and age for stars younger than the Sun. To achieve this, we compiled from the literature R'_{HK} , R_X , and rotation period data for members of stellar associations and clusters; in particular, we have populated for the first time the young end of the chromospheric activity-age relation. We also used updated/modern ages for many young associations and clusters. We then fit the following relations critical to assessing stellar ages of solar-type dwarfs: a chromospheric activity-age relation, a chromospheric activity-rotation relation, a coronal activity-rotation relation, and a rotation-age “gyrochronology” relation. Our main results drawn from study of the rotation and activity observed among binary stars and star cluster members with $0.5 < B-V < 0.9$ can be summarized as:

- We provide an improved $\log R'_{\text{HK}}$ vs. age relation for solar-type stars which constrains especially the young, high-activity end relative to the relations of Soderblom et al. (1991); Donahue (1993); Lachaume et al. (1999). The activity-age relation for solar-color stars appears to be absolutely calibrated to the modern cluster age scale to $\sim\pm 0.07$ dex in $\log(\tau/\text{yr})$ for stars older than the Pleiades, and perhaps to only $\sim\pm 0.23$ dex accuracy in $\log(\tau/\text{yr})$ for stars younger than the Pleiades. For young stars recently arriving on the MS (e.g. the Pleiades), $\log R'_{\text{HK}}$ is not very useful as a quantitative age estimator as the inferred r.m.s. spread in ages derived from chromospheric activity is an order of magnitude. For older samples (>0.5 Gyr) and typical $\log R'_{\text{HK}}$ measurements, it appears that our calibration can estimate the ages of solar-type dwarfs to $\sim\pm 0.25$ dex ($\sim 60\%$; 1σ) accuracy, accounting for systematic errors in the calibration, random errors due to astrophysical scatter, variability of $\log R'_{\text{HK}}$, and measurement errors. This activity-age relation, however, does not account for color-dependent evolution effects which appear to be present.

- We corroborate previous studies which find a tight relation between chromospheric activity and rotation for stars with $-5.0 < \log R'_{\text{HK}} < -4.35$, as well as coronal X-ray activity and rotation for stars with $-7 < \log R_X < -4$ (both via the Rossby number). In their respective saturated regimes ($\log R'_{\text{HK}} > -4.35$, $\log R_X > -4$), the correlation between chromospheric and coronal activity is poor. For stars with long-term $\log R'_{\text{HK}}$ averages and well-determined periods, we find that rotation period can predict mean $\log R'_{\text{HK}}$ to ± 0.05 dex (1σ) accuracy. For stars with multi-decadal average $\log R'_{\text{HK}}$ measurements (e.g. Mt. Wilson HK sample), $\log R'_{\text{HK}}$ can be used to predict Rossby number (period divided by convective turnover time) to ± 0.1 (1σ) accuracy. For shorter baseline $\log R'_{\text{HK}}$ measurements this uncertainty in Rossby number is larger, with the limit of a single $\log R'_{\text{HK}}$ measurement probably capable of predicting the Rossby number to $\sim 0.2-0.3$ 1σ accuracy. Similarly, fractional X-ray luminosity R_X for non-saturated X-ray emitters can be used to infer Rossby number to ~ 0.25

1σ accuracy.

- We provide an improved gyrochronology relation (period as a function of color and age), which fits the young cluster data better than the coefficients provided by Barnes (2007). For so-called I-sequence rotators, the new fit is statistically accurate to ± 1.2 days in rotation between the age of the Pleiades and Sun. Our revised gyro relation predicts self-consistent ages with statistical accuracy of ± 0.06 dex (14%; 1σ) for solar-type stars with well-determined periods.

- Combining our activity-rotation relation (via the Rossby number; §4.1) and our improved gyrochronology relations (rotation-color-age; §4.2), we predict the evolution of activity as a function of color for solar-type dwarf stars. Our activity-rotation-age calibration appears to yield slightly better ages than using an activity-age relation alone. Statistical analysis of binary samples suggest that the activity-rotation-age technique can estimate ages of $\sim \pm 0.1$ dex accuracy, whereas analysis of the cluster samples suggests an accuracy of more like $\sim \pm 0.2$ dex.

We thank Mark Giampapa, David Soderblom, John Stauffer, Jason Wright, Debra Fischer, Sallie Baliunas, Søren Meibom, and Sydney Barnes for discussions and input. We acknowledge Greg Henry for allowing us access to his rotation period data for young main sequence stars in advance of publication. EM is supported through a Clay Postdoctoral Fellowship from the Smithsonian Astrophysical Observatory.

A. X-ray vs. Chromospheric Activity

Sterzik & Schmitt (1997) demonstrated that fractional X-ray luminosity ($\log(L_X/L_{bol})$ or $\log R_X$, hereafter) and $\log R'_{HK}$ are well-correlated over a wide range of masses and ages for solar-type dwarfs, and studies of the Sun and other solar-type dwarfs show that enhanced coronal activity traces enhanced chromospheric activity temporally as well (e.g. Hempelmann et al. 2003). Whereas R'_{HK} appears to drop by ~ 1 dex (see Figure 6) between the T Tauri epoch (~ 1 -10 Myr) and the age of the Sun (~ 5 Gyr), $\log R_X$ declines by ~ 3 dex (Preibisch & Feigelson 2005). Further, the saturation of $\log R_X$ (Preibisch & Feigelson 2005) appears to occur at earlier ages than the saturation of $\log R'_{HK}$ (White, Gabor, & Hillenbrand 2007). We conclude that at the high activity end, $\log R_X$ may be a better diagnostic of age than $\log R'_{HK}$.

The $\log R'_{HK}$ vs. $\log R_X$ relation of Sterzik & Schmitt (1997) could be improved in two ways. First, their sample is X-ray-biased, as it only includes stars with $\log R'_{HK}$ measure-

ments that were detected in the RASS. Secondly, the relation is poorly constrained at the high activity end due to the relative rarity of extremely young solar-type stars within 25 pc. To ameliorate this situation, we fit a $\log R'_{\text{HK}}$ vs. $\log R_X$ relation to an unbiased sample of solar-type dwarfs, and check that it fits the high-activity regime for solar-type stars. A convenient X-ray-unbiased sample of solar-type stars is the Baliunas-Donahue sample of 28 solar-type dwarfs from the Mt. Wilson HK survey. This sample has well-determined rotation periods measured over >5 seasons by Donahue et al. (1996) and well-determined mean $\log R'_{\text{HK}}$ values from the Mt. Wilson survey (Baliunas et al. 1996). Fortunately, *all* of these stars were detected in X-rays with ROSAT, and X-ray luminosities and R_X values were calculated by the authors (§2.2). An auxiliary sample of X-ray-*biased* solar-type stars was also constructed, so that the $\log R_X$ vs. $\log R'_{\text{HK}}$ relation fit to the X-ray-unbiased sample could be verified in the high activity regime. This auxiliary sample is comprised of 199 solar-type dwarfs from the literature with $\log R'_{\text{HK}}$, $\log R_X$, and rotation period measurements. This sample was based on the compilation of Pizzolato et al. (2003), but added to, quality checked, and brought up to date.

We show in Figure 15 the correlation between the coronal and chromospheric activity indices for both the Baliunas-Donahue (X-ray unbiased) and auxiliary (X-ray biased) samples. For the X-ray-unbiased sample, the X-ray and chromospheric indices are remarkably well correlated (Pearson $r = 0.96$). We calculate the OLS bisector linear regression following Isobe et al. (1990). We find

$$\log R'_{\text{HK}} = (-4.54 \pm 0.01) + (0.289 \pm 0.015) (\log R_X + 4.92) \quad (\text{A1})$$

with an r.m.s. scatter of 0.06 in $\log R'_{\text{HK}}$. The inverse relation is:

$$\log R_X = (-4.90 \pm 0.04) + (3.46 \pm 0.18) (\log R'_{\text{HK}} + 4.53) \quad (\text{A2})$$

with an r.m.s. of 0.19 dex ($\sim 55\%$) in $\log R_X$. Equation A2 is statistically consistent with the relation found by Sterzik & Schmitt (1997), but our uncertainties are $\sim 2\times$ smaller. Linear fits were also made for $\log R'_{\text{HK}}$ vs. $\log R_X$, and its inverse, for the X-ray-based auxiliary sample. The result fits gave slopes statistically consistent with that estimated for the Baliunas-Donahue X-ray-unbiased sample, but with y-intercepts favored towards giving larger $\log R_X$ values (e.g. the X-ray-biased fit would predict $\log R_X$ for the solar $\log R'_{\text{HK}}$ value higher by ~ 0.2 dex compared to the X-ray-unbiased fit). We find that equations A1 and A2 are satisfactory for the high-activity stars also, so the fits are appropriate for the full range of $\log R_X$ and $\log R'_{\text{HK}}$ values seen for solar-type field dwarfs and pre-MS stars. The scatter in both relations increases substantially as the transition from the "active" regimes in

both sequences to the "very active" regime above about -4.35 in $\log R'_{\text{HK}}$ and the "saturated" regime above about -4 in $\log R_X$ is approached.

If one combines equations 3 and A1, one can derive an X-ray activity vs. age relation for solar-type dwarfs:

$$\log \tau = 1.20 - 2.307 \log R_X - 0.1512 \log R_X^2 \quad (\text{A3})$$

From the cluster X-ray data compiled in Pizzolato et al. (2003), it appears that the spread in $\log R_X$ among solar-type dwarfs in young clusters is $\sim \pm 0.2\text{-}0.6$ dex (68% CL). If the chromospheric activity levels for the 4 Gyr-old members of M 67 (Giampapa et al. 2006) are converted to $\log R_X$ via Equation A2, one would predict a ± 0.4 dex (68% CL) spread in $\log R_X$ values among its solar-type members. Based on this, a $\sim \pm 0.4$ dex (68%CL) spread in $\log R_X$ values for a coeval population can be adopted, and should be factored into any age uncertainty inferred from Equation A3.

The Baliunas et al. (1996) $\log R'_{\text{HK}}$ values are long-term averages from ~ 20 years of Mt. Wilson HK observations, whereas the $\log R_X$ values typically represent only a few-hundred second snapshot in the star's life. The correlation suggests that one can predict a multi-decadal average of $\log R'_{\text{HK}}$ to within ± 0.1 1σ accuracy for a solar-type star from a few hundred seconds of X-ray data. Given the current state of X-ray and chromospheric activity data in the literature, we believe that these r.m.s values are representative of how accurately these variables can be used to predict one another.

REFERENCES

- Aller, L. H., et al. 1982, Landolt-Bornstein: Numerical Data and Functional Relationships in Science and Technology
- Asiain, R., Figueras, F., & Torra, J. 1999, A&A, 350, 434
- Baker, J., Bizzarro, M., Wittig, N., Connelly, J., & Haack, H. 2005, Nature, 436, 1127
- Baliunas, S. L., et al. 1995, ApJ, 438, 269
- Baliunas, S. L., & Soon, W., 1995, ApJ, 450, 896
- Baliunas, S. L., Donahue, R. A., Soon, W., & Henry, G. W. 1998, Cool Stars, Stellar Systems, and the Sun, 154, 153

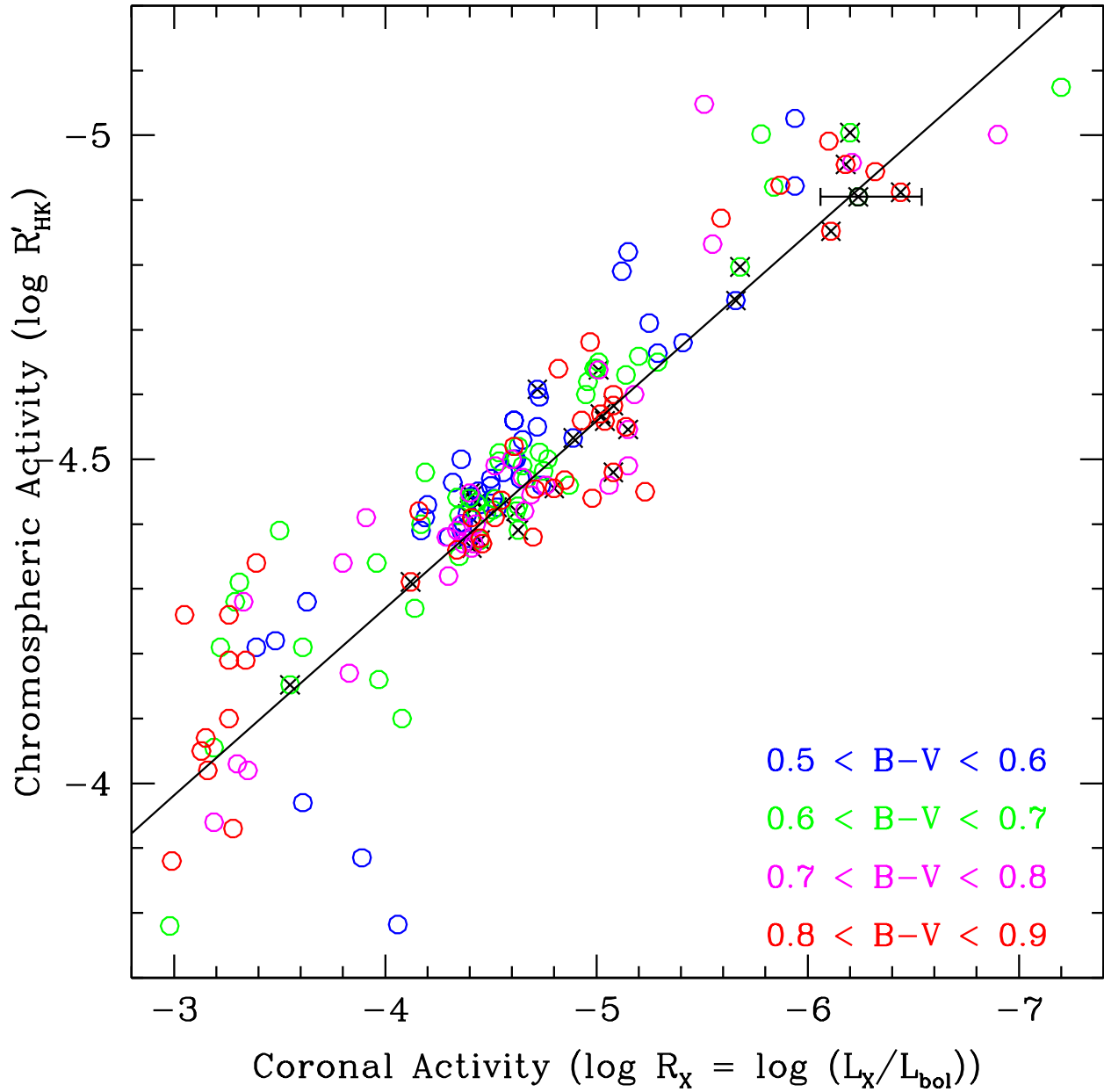


Fig. 15.— $\log R_X$ vs. $\log R'_{\text{HK}}$ for stars in our sample of solar-type stars with known rotation periods and chromospheric and X-ray activity levels. Donahue-Baliunas stars with well-determined periods also have dark Xs. Color bins are illustrated in the legend. The Solar datum uses the mean $\log R'_{\text{HK}}$ calculated in §1 and the mean $\log R_X$ calculated from Judge et al. (2003) (with systematic uncertainty of 50% in $\log R_X$ plotted).

- Baliunas, S., Sokoloff, D., & Soon, W. 1996, *ApJ*, 457, L99
- Barnes, S., *ApJ*, in press (arXiv0704.3068)
- Barrado y Navascués, D., Stauffer, J. R., & Jayawardhana, R. 2004, *ApJ*, 614, 386
- Barry, D. C. 1988, *ApJ*, 334, 436
- Barry, D. C., Cromwell, R. H., & Hege, E. K. 1987, *ApJ*, 315, 264
- Bazot, M., Bouchy, F., Kjeldsen, H., Charpinet, S., Laymand, M., & Vauclair, S. 2007, *A&A*, 470, 295
- Bessell, M. S. 1981, *PASA*, 4, 212
- Bevington, P. R., & Robinson, D. K. 1992, New York: McGraw-Hill, 2nd ed.
- Bouwman, J., et al. 2008, *ArXiv e-prints*, 802, arXiv:0802.3033
- Briceño, C., Preibisch, T., Sherry, W. H., Mamajek, E. A., Mathieu, R. D., Walter, F. M., & Zinnecker, H. 2007, *Protostars and Planets V*, 345
- de Bruijne, J. H. J., Hoogerwerf, R., & de Zeeuw, P. T. 2001, *A&A*, 367, 111
- Butler, R. P., Marcy, G. W., Williams, E., Hauser, H., & Shirts, P. 1997, *ApJ*, 474, L115
- Carpenter, J. M., et al. 2009, in prep.
- Casey, B. W., Mathieu, R. D., Vaz, L. P. R., Andersen, J., & Suntzeff, N. B. 1998, *AJ*, 115, 1617
- Cayrel de Strobel, G., Soubiran, C., Friel, E. D., Ralite, N., & Francois, P. 1997, *A&AS*, 124, 299
- Cayrel de Strobel, G., Soubiran, C., & Ralite, N. 2001, *A&A*, 373, 159
- Charbonneau, P., & MacGregor, K. B. 2001, *ApJ*, 559, 1094
- Christy, J. W., & Walker, R. L., Jr. 1969, *PASP*, 81, 643
- Close, L. M., et al. 2005, *Nature*, 433, 286
- Corbally, C. J. 1984, *ApJS*, 55, 657
- Cowley, A. P., Hiltner, W. A., & Witt, A. N. 1967, *AJ*, 72, 1334

- Cox, A. N. 2000, *Allen's Astrophysical Quantities*, 4th ed. Publisher: New York: AIP Press; Springer
- Crawford, D. L., & Barnes, J. V. 1974, *AJ*, 79, 687
- Deacon, N. R., & Hambly, N. C. 2004, *A&A*, 416, 125
- Dehnen, W., & Binney, J. J. 1998, *MNRAS*, 298, 387
- Dinescu, D. I., Demarque, P., Guenther, D. B., & Pinsonneault, M. H. 1995, *AJ*, 109, 2090
- Donahue, R. A. 1993, Ph.D. Thesis, New Mexico State University
- Donahue, R. A., 1998, *ASP Conf Ser.* 154, 1235
- Donahue, R. A., Saar, S. H., & Baliunas, S. L. 1996, *ApJ*, 466, 384
- Duncan, D. K., et al. 1991, *ApJS*, 76, 383
- Duquennoy, A., Mayor, M., Andersen, J., Carquillat, J. M., & North, P. 1992, *A&A*, 254, L13
- Edvardsson, B., Andersen, J., Gustafsson, B., Lambert, D. L., Nissen, P. E., & Tomkin, J. 1993, *A&A*, 275, 101
- Edwards, T. W. 1976, *AJ*, 81, 245
- Eggenberger, P., Charbonnel, C., Talon, S., Meynet, G., Maeder, A., Carrier, F., & Bourban, G. 2004, *A&A*, 417, 235
- Endal, A. S., & Sofia, S. 1981, *ApJ*, 243, 625
- Famaey, B., Siebert, A., & Jorissen, A. 2007, *A&A*, in press (arXiv:0712.1470)
- Fleming, T. A., Schmitt, J. H. M. M., & Giampapa, M. S. 1995, *ApJ*, 450, 401
- Fletcher, S. T., Chaplin, W. J., Elsworth, Y., Schou, J., & Buzasi, D. 2006, *MNRAS*, 371, 935
- Garcia-Lopez, R. J., Rebolo, R., Beckman, J. E., & McKeith, C. D. 1993, *A&A*, 273, 482
- Giampapa, M. S., Hall, J. C., Radick, R. R., & Baliunas, S. L. 2006, *ApJ*, 651, 444
- Girard, T. M., Grundy, W. M., Lopez, C. E., & van Altena, W. F. 1989, *AJ*, 98, 227

- Gliese, W. & Jahreiss, H., 1991, Preliminary Version of the Third Catalogue of Nearby Stars (CNS3)
- Gott, J. R. I., Vogeley, M. S., Podariu, S., & Ratra, B. 2001, ApJ, 549, 1
- Gray, R. O., Corbally, C. J., Garrison, R. F., McFadden, M. T., & Robinson, P. E. 2003, AJ, 126, 2048
- Gray, R. O., Corbally, C. J., Garrison, R. F., McFadden, M. T., Bubar, E. J., McGahee, C. E., O’Donoghue, A. A., & Knox, E. R. 2006, AJ, 132, 161
- Gray, R. O., Napier, M. G., & Winkler, L. I. 2001, AJ, 121, 2148
- Hall, J. C., Lockwood, G. W., & Skiff, B. A. 2007, AJ, 133, 862
- Hallam, K. L., Altner, B., & Endal, A. S. 1991, ApJ, 372, 610
- Hartigan, P., & Kenyon, S. J. 2003, ApJ, 583, 334
- Hartigan, P., Strom, K. M., & Strom, S. E. 1994, ApJ, 427, 961
- Hartmann, L., Soderblom, D. R., Noyes, R. W., Burnham, N., & Vaughan, A. H. 1984, ApJ, 276, 254
- Hempelmann, A., Schmitt, J. H. M. M., Baliunas, S. L., & Donahue, R. A. 2003, A&A, 406, L39
- Hempelmann, A., Schmitt, J. H. M. M., Schultz, M., Ruediger, G., & Stepień, K. 1995, A&A, 294, 515
- Hempelmann, A., Schmitt, J. H. M. M., & Stepień, K. 1996, A&A, 305, 284
- Henry, G. W., Baliunas, S. L., Donahue, R. A., Fekel, F. C., & Soon, W. 2000, ApJ, 531, 415
- Henry, T. J., Soderblom, D. R., Donahue, R. A., & Baliunas, S. L. 1996, AJ, 111, 439
- Hill, G., Fisher, W. A., & Holmgren, D. 1989, A&A, 211, 81
- Hillenbrand, L. A., Carpenter, J. M., Kim, J. S., Meyer, M. R., Backman, D. E., Moró-Martín, A., Hollenbach, D. J., Hines, D. C., Pascucci, I., & Bouwman, J., 2008, ApJ, 677, 630
- Hillenbrand, L. A., Mamajek, E.M., Stauffer, J.R., Soderblom, D.R., Carpenter, J.M., Meyer, M.R., in prep. (ages paper)

- Hines, D. C., et al. 2006, *ApJ*, 638, 1070
- Hines, D. C., et al. 2007, *ApJ*, 671, L165
- Hoffleit, D., & Jaschek, C. —. 1991, *Bright Star Catalog*, New Haven, Conn.: Yale University Observatory, 5th rev.ed.
- Høg, E., et al. 2000, *A&A*, 355, L27
- Isobe, T., Feigelson, E. D., Akritas, M. G., & Babu, G. J. 1990, *ApJ*, 364, 104
- Jay, J. E., Guinan, E. F., Morgan, N. D., Messina, S., & Jassour, D. 1997, *BAAS*, 29, 730
- Jenkins, J. S., et al. 2006, *MNRAS*, 372, 163
- Jenkins, J. S., et al. 2008, *A&A*, in press (arXiv:0804.1128)
- Jones, B. F., Fischer, D., Shetrone, M., & Soderblom, D. R. 1997, *AJ*, 114, 352
- Jung, Y. K. & Kim, Y.-C. 2007, *JASS*, 25, 1
- Judge, P. G., Solomon, S. C., & Ayres, T. R. 2003, *ApJ*, 593, 534
- Keenan, P. C., & McNeil, R. C. 1989, *ApJS*, 71, 245
- Kenyon, S. J., & Hartmann, L. 1995, *ApJS*, 101, 117
- Kim, Y.-C., & Demarque, P. 1996, *ApJ*, 457, 340
- Kim, J. S., et al. 2005, *ApJ*, 632, 659
- King, J. R. 1997, *PASP*, 109, 776
- King, J. R., & Schuler, S. C. 2005, *PASP*, 117, 911
- King, J. R., Villarreal, A. R., Soderblom, D. R., Gulliver, A. F., & Adelman, S. J. 2003, *AJ*, 125, 1980
- Kraft, R. P. 1967, *ApJ*, 150, 551
- Krishnamurthi, A., et al. 1998, *ApJ*, 493, 914
- Lachaume, R., Dominik, C., Lanz, T., & Habing, H. J. 1999, *A&A*, 348, 897
- Livingston, W., Wallace, L., White, O. R., & Giampapa, M. S. 2007, *ApJ*, 657, 1137

- Lockwood, G. W., Skiff, B.A., Henry, G.W., Henry, S., Radick, R.R., Baliunas, S.L., Donahue, R.A. & Soon, W. 2007, *ApJS*, 171, 260
- Luhman, K. L., Stauffer, J. R., & Mamajek, E. E. 2005, *ApJ*, 628, L69
- Makarov, V. V. 2006, *AJ*, 131, 2967
- Mamajek, E. E. 2005, *ApJ*, 634, 1385
- Mamajek, E. E., & Feigelson, E. D. 2001, *ASP Conf. Ser.* 244: *Young Stars Near Earth: Progress and Prospects*, 244, 104
- Mamajek, E. E., Meyer, M. R., & Liebert, J. 2002, *AJ*, 124, 1670
- Mamajek, E. E., Meyer, M. R., & Liebert, J. 2006, *AJ*, 131, 2360
- Mamajek, E. E., Meyer, M. R., Hinz, P. M., Hoffmann, W. F., Cohen, M., & Hora, J. L. 2004, *ApJ*, 612, 496
- Mamajek, E. E., Barrado y Navascués, D., Randich, S., Jensen, E. L., Young, P. A., Miglio, A., & Barnes, S. A. 2007, *ASP Conf. Ser.:* *The 14th Cambridge Workshop on Cool Stars, Stellar Systems, and the Sun*, in press ([astro-ph/0702024](http://arxiv.org/abs/astro-ph/0702024))
- Marsakov, V. A., & Shevelev, Y. G. 1995, *Bulletin d'Information du Centre de Donnees Stellaires*, 47, 13
- Mayne, N. J., Naylor, T., Littlefair, S. P., Saunders, E. S., & Jeffries, R. D. 2007, *MNRAS*, 375, 1220
- Mermilliod, J. C. 1981, *A&A*, 97, 235
- Mermilliod, J. C. 1991, *Catalogue of Homogeneous Means in the UBV System*, CDS database II/168, <http://vizier.cfa.harvard.edu/viz-bini/Cat?II/168>
- Messina, S. 2001, *A&A*, 371, 1024
- Mestel, L. 1968, *MNRAS*, 138, 359
- Meyer, M. R., et al. 2004, *ApJS*, 154, 422
- Meyer, M. R., et al. 2006, *PASP*, 118, 1690
- Meyer, M. R., et al. 2008, *ApJ*, 673, L181
- Miglio, A., & Montalbán, J. 2005, *A&A*, 441, 615

- Montesinos, B., Thomas, J. H., Ventura, P., & Mazzitelli, I. 2001, MNRAS, 326, 877
- Montgomery, K. A., Marschall, L. A., & Janes, K. A. 1993, AJ, 106, 181
- Moro-Martín, A., et al. 2007, ApJ, 658, 1312
- Neuhäuser, R., et al. 2000, A&AS, 146, 323
- Nordström, B., et al. 2004, A&A, 418, 989
- Noyes, R. W., Hartmann, L. W., Baliunas, S. L., Duncan, D. K., & Vaughan, A. H. 1984, ApJ, 279, 763
- Ortega, V. G., de la Reza, R., Jilinski, E., & Bazzanella, B. 2002, ApJ, 575, L75
- Ortega, V. G., Jilinski, E., de La Reza, R., & Bazzanella, B. 2007, MNRAS, 377, 441
- Pace, G., & Pasquini, L. 2004, A&A, 426, 1021
- Padgett, D. L. 1996, ApJ, 471, 847
- Parker, E. N. 1979, Oxford, Clarendon Press; New York, Oxford University Press
- Paulson, D. B., Saar, S. H., Cochran, W. D., & Hatzes, A. P. 2002, AJ, 124, 572
- Paulson, D. B., Cochran, W. D., & Hatzes, A. P. 2004, AJ, 127, 3579
- Perryman, M. A. C., et al. 1998, A&A, 331, 81
- Perryman, M. A. C., & ESA 1997, ESA Special Publication, 1200
- Pizzolato, N., Maggio, A., Micela, G., Sciortino, S., & Ventura, P. 2003, A&A, 397, 147
- Pourbaix, D., et al. 2004, A&A, 424, 727
- Preibisch, T., Brown, A. G. A., Bridges, T., Guenther, E., & Zinnecker, H. 2002, AJ, 124, 404
- Preibisch, T., & Feigelson, E. D. 2005, ApJS, 160, 390
- Preibisch, T., & Mamajek, E. 2008, Handbook of Star-Forming Regions, ed. B. Reipurth, in press
- Preibisch, T., & Zinnecker, H. 1999, AJ, 117, 2381
- Prosser, C. F. 1992, AJ, 103, 488

- Prosser, C. F., et al. 1995, *PASP*, 107, 211
- Radick, R. R., Lockwood, G. W., Skiff, B. A., & Baliunas, S. L. 1998, *ApJS*, 118, 239
- Radick, R. R., Lockwood, G. W., Skiff, B. A., & Thompson, D. T. 1995, *ApJ*, 452, 332
- Radick, R. R., Thompson, D. T., Lockwood, G. W., Duncan, D. K., & Baggett, W. E. 1987, *ApJ*, 321, 459
- Randich, S., Schmitt, J. H. M. M., Prosser, C. F., & Stauffer, J. R. 1996, *A&A*, 305, 785
- Reid, N. 1992, *MNRAS*, 257, 257
- Robichon, N., Arenou, F., Mermilliod, J.-C., & Turon, C. 1999, *A&A*, 345, 471
- Roman, N. G. 1950, *ApJ*, 112, 554
- Saar, S. H., & Brandenburg, A. 1999, *ApJ*, 524, 295
- Saar, S. H., & Osten, R. A. 1997, *MNRAS*, 284, 803
- Saffe, C., Gómez, M., & Chavero, C. 2005, *A&A*, 443, 609
- Sarajedini, A., von Hippel, T., Kozhurina-Platais, V., & Demarque, P. 1999, *AJ*, 118, 2894
- Schatzman, E. 1962, *Annales d’Astrophysique*, 25, 18
- Silverstone, M. D., et al. 2006, *ApJ*, 639, 1138
- Skumanich, A. 1972, *ApJ*, 171, 565
- Soderblom, D. R. 1983, *ApJS*, 53, 1
- Soderblom, D. R. 1985, *AJ*, 90, 2103
- Soderblom, D. R., Duncan, D. K., & Johnson, D. R. H. 1991, *ApJ*, 375, 722
- Soderblom, D. R., Stauffer, J. R., Hudon, J. D., & Jones, B. F. 1993, *ApJS*, 85, 315
- Soderblom, D. R., King, J. R., & Henry, T. J. 1998, *AJ*, 116, 396
- Spitzer, L. J., & Schwarzschild, M. 1951, *ApJ*, 114, 385
- Strassmeier, K., Washuettl, A., Granzer, T., Scheck, M., & Weber, M. 2000, *A&AS*, 142, 275
- Stauffer, J. R., & Hartmann, L. W. 1987, *ApJ*, 318, 337

- Stauffer, J. R., Hartmann, L. W., & Jones, B. F. 1989, *ApJ*, 346, 160
- Stauffer, J. R., Hartmann, L., Soderblom, D. R., & Burnham, N. 1984, *ApJ*, 280, 202
- Stauffer, J. R., Schultz, G., Kirkpatrick, J. D. 1998, *ApJ*, 499, L199
- Stauffer, J. R., et al. 2005, *AJ*, 130, 1834
- Stepien, K. 1994, *A&A*, 292, 191
- Sterzik, M. F., & Schmitt, J. H. M. M. 1997, *AJ*, 114, 1673
- Taylor, B. J. 2006, *AJ*, 132, 2453
- Thévenin, F., & Idiart, T. P. 1999, *ApJ*, 521, 753
- Thévenin, F., Provost, J., Morel, P., Berthomieu, G., Bouchy, F., & Carrier, F. 2002, *A&A*, 392, L9
- Thoul, A., Scufflaire, R., Noels, A., Vatoquez, B., Briquet, M., Dupret, M.-A., & Montalban, J. 2003, *A&A*, 402, 293
- Tinney, C. G., McCarthy, C., Jones, H. R. A., Butler, R. P., Carter, B. D., Marcy, G. W., & Penny, A. J. 2002, *MNRAS*, 332, 759
- Twarog, B. A., Ashman, K. M., & Anthony-Twarog, B. J. 1997, *AJ*, 114, 2556
- Ungren, A. R., Weis, E. W., & Hanson, R. B. 1985, *AJ*, 90, 2039
- Valenti, J. A., & Fischer, D. A. 2005, *ApJS*, 159, 141 (VF05)
- van Altenb, W. F. 1969, *AJ*, 74, 2
- VandenBerg, D. A., & Stetson, P. B. 2004, *PASP*, 116, 997
- Vaughan, A. H., & Preston, G. W. 1980, *PASP*, 92, 385
- Vaughan, A. H., Preston, G. W., & Wilson, O. C. 1978, *PASP*, 90, 267
- Voges, W., et al. 1999, *A&A*, 349, 389
- Voges, W., et al. 2000, *IAU Circ.*, 7432, 3
- Walker, G. A. H., et al. 2008, *A&A*, 482, 691
- Walter, F. M., Vrba, F. J., Mathieu, R. D., Brown, A., & Myers, P. C. 1994, *AJ*, 107, 692

- Weber, E. J., & Davis, L. J. 1967, ApJ, 148, 217
- Weis, E. W., & Hanson, R. B. 1988, AJ, 96, 148
- Weis, E. W., & Uppgren, A. R. 1982, PASP, 94, 821
- West, A. A., Hawley, S. L., Bochanski, J. J., Covey, K. R., Reid, I. N., Dhital, S., Hilton, E. J., & Masuda, M. 2008, AJ, 135, 785
- White, R. J., Gabor, J. M., & Hillenbrand, L. A. 2007, ApJ, in press
- White, O. R., & Livingston, W. C. 1981, ApJ, 249, 798
- Wichmann, R., Krautter, J., Covino, E., Alcalá, J. M., Neuhaeuser, R., & Schmitt, J. H. M. M. 1997, A&A, 320, 185
- Wilson, O. C. 1963, ApJ, 138, 832
- Wolff, S. C., Heasley, J. N., & Varsik, J. 1985, PASP, 97, 707
- Wright, J. T., Marcy, G. W., Butler, R. P., & Vogt, S. S. 2004, ApJS, 152, 261
- Wright, J. T. 2004, AJ, 128, 1273
- Wright, J. T. 2005, AJ, 129, 1776
- Yi, S. K., Kim, Y.-C., & Demarque, P. 2003, ApJS, 144, 259
- de Zeeuw, P. T., Hoogerwerf, R., de Bruijne, J. H. J., Brown, A. G. A., & Blaauw, A. 1999, AJ, 117, 354
- Zuckerman, B., & Song, I. 2004, ARA&A, 42, 685