

So far, all our results come from the requirement that the phases of the incident, reflected, and transmitted waves all match at the interface. This is enough to determine the directions, wavelengths, attenuation, and frequencies of the waves. These results hold for any type of wave, not just electromagnetic waves.

Now want to solve for amplitudes of transmitted and reflected waves.

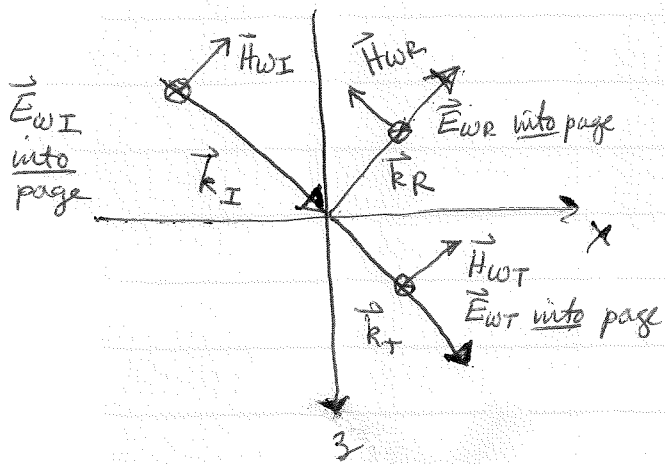
two cases: "plane of incidence" = plane spanned by the wavevector \vec{k}_I , ~~the wavevector~~ and the normal to the interface — in our case, the xz plane

① \vec{E}_ω is \perp to the plane of incidence

② \vec{E}_ω is \parallel to the plane of incidence

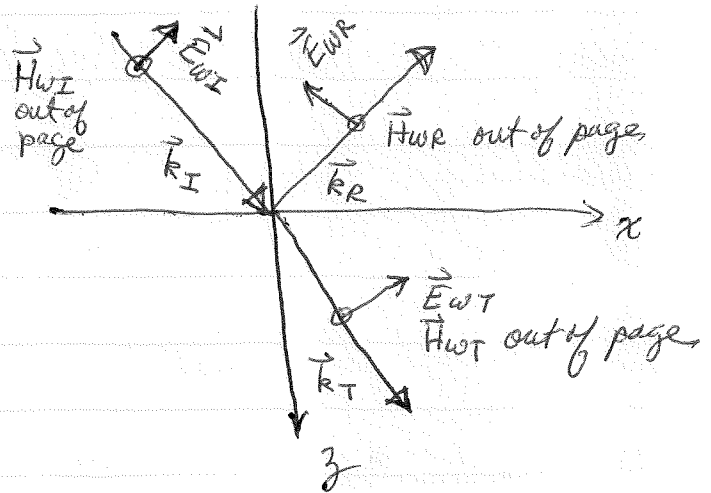
The most general case is a linear superposition of these two, so treating these two cases separately also gives the general solution.

$E_o \perp$ plane of incidence



(H_{WI} in plane of incidence)

$E_o \parallel$ plane of incidence



($H_{WI} \perp$ to plane of incidence)

all the \vec{E} 's are along \hat{y}

(1) $E_I + E_R = E_T$

where $\vec{E}_{WI} = E_I \hat{y}$ etc.

continuity of \hat{y} components
of \vec{E}

all the \vec{H} 's are along \hat{x}

(1) $H_I + H_R = H_T$

where $\vec{H}_{WI} = H_I \hat{x}$ etc.

continuity of \hat{x} components
of \vec{H}

of \vec{E}

$H_{Ix} + H_{Rx} = H_{Tx}$

Faraday $H_x = \frac{k_z}{\omega\mu} E_y$
 $i\omega\vec{H} = i\vec{k} \times \vec{E}$

plug in above and use $k_{Iz} = -k_{Rz}$

\Rightarrow

(2) $\frac{k_{Iz}}{\mu_a} (E_I - E_R) = \frac{k_{Tz}}{\mu_b} E_T$

solve equation (1) and (2)

for E_R and E_T in terms of E_I

$E_{Ix} + E_{Rx} = E_{Tx}$

Ampere $E_x = -\frac{k_z}{\omega\epsilon} H_y$
 $-i\omega\epsilon\vec{E} = i\vec{k} \times \vec{H}$

plug in above and use $k_{Iz} = -k_{Rz}$

\Rightarrow

(2) $\frac{k_{Iz}}{\epsilon_a} (H_I - H_R) = \frac{k_{Tz}}{\epsilon_b} H_T$

solve equations (1) and (2)

for H_R and H_T in terms of H_I

$$E_R = \frac{\mu_b k_{Iz} - \mu_a k_{Tz}}{\mu_b k_{Iz} + \mu_a k_{Tz}} E_I$$

$$H_R = \frac{\epsilon_b k_{Iz} - \epsilon_a k_{Tz}}{\epsilon_b k_{Iz} + \epsilon_a k_{Tz}} H_I$$

$$E_T = \frac{2\mu_b k_{Iz}}{\mu_a k_{Tz} + \mu_b k_{Iz}} E_I$$

$$H_T = \frac{2\epsilon_b k_{Iz}}{\epsilon_a k_{Tz} + \epsilon_b k_{Iz}} H_I$$

We can now define the reflection and transmission coefficients.

These are defined in terms of the transported energy.

Since the energy flux is $\sim |\vec{E}|^2 \sim |\vec{H}|^2$, we have

$|\vec{S}|$

Reflection coefficient

① $E_0 \perp$ to plane of incidence

$$R_{\perp} = \frac{|E_R|^2}{|E_I|^2} = \left| \frac{\mu_b k_{Iz} - \mu_a k_{Tz}}{\mu_b k_{Iz} + \mu_a k_{Tz}} \right|^2$$

② $E_0 \parallel$ to plane of incidence

$$R_{\parallel} = \frac{|H_R|^2}{|H_I|^2} = \left| \frac{\epsilon_b k_{Iz} - \epsilon_a k_{Tz}}{\epsilon_b k_{Iz} + \epsilon_a k_{Tz}} \right|^2$$

For region of "total reflection" in material b, $\text{Im} \epsilon_b \neq 0$, $\text{Re} \epsilon_b < 0$
 $\Rightarrow \vec{k}_T \equiv i \vec{k}_T$ where \vec{k}_T is real (\vec{k}_T is pure imaginary)

$$\Rightarrow R_{\perp} = \left| \frac{\mu_b k_{Iz} - i \mu_a k_{Tz}}{\mu_b k_{Iz} + i \mu_a k_{Tz}} \right|^2$$

$$R_{\parallel} = \left| \frac{\epsilon_b k_{Iz} - i \epsilon_a k_{Tz}}{\epsilon_b k_{Iz} + i \epsilon_a k_{Tz}} \right|^2$$

both are of the form

$$\left| \frac{a - ib}{a + ib} \right|^2 = 1$$

when a, b
both real

$$\Rightarrow R_{\perp} = R_{\parallel} = 1 \quad \text{when material b}$$

this confirms that material b is totally reflecting in this region of frequency

when medium b is transparent, i.e. ϵ_b is real and $\epsilon_b > 0$ we have

$$k_{Iz} = \omega \sqrt{\mu_a \epsilon_a} \cos \theta_I = \frac{\omega}{c} m_a \cos \theta_I$$

$$k_{Tz} = \omega \sqrt{\mu_b \epsilon_b} \cos \theta_T = \frac{\omega}{c} m_b \cos \theta_T$$

and Snell's Law applies, so $m_a \sin \theta_I = m_b \sin \theta_T \Rightarrow \frac{m_b}{m_a} = \frac{\sin \theta_I}{\sin \theta_T}$

we can now write R_{\perp} and R_{\parallel} as functions of θ_I

For simplicity take $\mu_a = \mu_b = \mu_0$

$$\begin{aligned} \textcircled{1} R_{\perp} &= \left(\frac{m_a \cos \theta_I - m_b \cos \theta_T}{m_a \cos \theta_I + m_b \cos \theta_T} \right)^2 = \left(\frac{\cos \theta_I - \left(\frac{\sin \theta_I}{\sin \theta_T} \right) \cos \theta_T}{\cos \theta_I + \left(\frac{\sin \theta_I}{\sin \theta_T} \right) \cos \theta_T} \right)^2 \\ &= \left(\frac{\sin \theta_T \cos \theta_I - \sin \theta_I \cos \theta_T}{\sin \theta_T \cos \theta_I + \sin \theta_I \cos \theta_T} \right)^2 = \left(\frac{\sin(\theta_I - \theta_T)}{\sin(\theta_I + \theta_T)} \right)^2 \end{aligned}$$

assuming

for $\theta_I = 0$, i.e. normal incidence, $\theta_I = \theta_T = 0$

$$\Rightarrow R_{\perp} = \left(\frac{m_a - m_b}{m_a + m_b} \right)^2 \quad \text{if } m_a = m_b, \text{ no reflection!}$$

$$\textcircled{2} \quad R_{II} = \left(\frac{\epsilon_b m_a \cos \theta_I - \epsilon_a m_b \cos \theta_T}{\epsilon_b m_a \cos \theta_I + \epsilon_a m_b \cos \theta_T} \right)^2$$

$$\text{use } \sqrt{\epsilon_b \mu_0} = \frac{m_b}{c}$$

$$\Rightarrow \epsilon_b^{\square} = \frac{m_b^2}{c^2 \mu_0} = m_b^2 \epsilon_0$$

$$\epsilon_a = m_a^2 \epsilon_0$$

$$= \left(\frac{m_b \cos \theta_I - m_a \cos \theta_T}{m_b \cos \theta_I + m_a \cos \theta_T} \right)^2$$

$$= \left(\frac{\cos \theta_I - \left(\frac{\sin \theta_T}{\sin \theta_I} \right) \cos \theta_T}{\cos \theta_I + \left(\frac{\sin \theta_T}{\sin \theta_I} \right) \cos \theta_T} \right)^2 = \left(\frac{\sin \theta_I \cos \theta_I - \sin \theta_T \cos \theta_T}{\sin \theta_I \cos \theta_I + \sin \theta_T \cos \theta_T} \right)^2$$

$$R_{II} = \left(\frac{\tan(\theta_I - \theta_T)}{\tan(\theta_I + \theta_T)} \right)^2 \Leftrightarrow \text{after some algebra}$$

$$\text{for } \underline{\theta_I = 0} \Rightarrow \theta_T = 0$$

$$R_{II} = \left(\frac{\epsilon_b m_a - \epsilon_a m_b}{\epsilon_b m_a + \epsilon_a m_b} \right)^2 = \left(\frac{m_b - m_a}{m_b + m_a} \right)^2$$

same as for R_I !

But when $\theta_I = 0$ there is no distinction between the two case \perp and \parallel , so this is to be expected.

When $\theta_I + \theta_T = \pi/2$, then

$$\tan(\theta_I + \theta_T) \rightarrow \infty \text{ and } R_{II} = 0.$$

This occurs at an angle of incidence $\theta_I \equiv \theta_B$ "Brewster's angle"

$$\theta_B \text{ determined by } m_a \underset{\theta_I}{\sin \theta_B} = m_b \underset{= \theta_T}{\sin \left(\frac{\pi}{2} - \theta_B \right)} = m_b \cos \theta_B$$

$$\Rightarrow \boxed{\tan \theta_B = \frac{m_b}{m_a}}$$

For a wave incident at θ_B , the reflected wave will always have $\vec{E}_R \perp$ plane of incidence, no matter what orientation of incoming \vec{E}_I , since $R_{\parallel} = 0$. ~~That is only $R_{\perp} \neq 0$, so reflected wave can only have $\vec{E} \perp$ plane of incidence.~~ If incoming wave has component of $\vec{E}_I \parallel$ to plane of incidence, this component gets purely transmitted since $R_{\parallel} = 0$. Only the component of $\vec{E}_I \perp$ to plane of incidence can get reflected, since $R_{\perp} \neq 0$. \Rightarrow reflected wave is polarized with $\vec{E}_R \perp$ to plane of incidence.

Generally, for all θ_I close to θ_B , $R_{\parallel} \ll R_{\perp}$, and the reflected wave is strongly polarized with \vec{E}_R mostly \perp to plane of incidence.

This is therefore one method to create a polarized light wave.

Additional notes on Reflection & Transmission Coefficients

For a transparent medium, the energy current can be written as (see text 9-3.1)

$$\vec{S} = \frac{1}{\mu} (\vec{E} \times \vec{B}) = \vec{E} \times \vec{H} \quad (\text{in a vacuum } \mu = \mu_0)$$

For a plane wave $\vec{E}(\vec{r}, t) = \vec{E}_0 \cos(\vec{k} \cdot \vec{r} - \omega t)$ $\vec{E}_0 \perp \vec{k}$

From lecture 13 we have

$$\vec{H}(\vec{r}, t) = \frac{\vec{B}(\vec{r}, t)}{\mu} = \frac{(\hat{k} \times \vec{E}_0)}{\omega \mu} \cos(\vec{k} \cdot \vec{r} - \omega t)$$

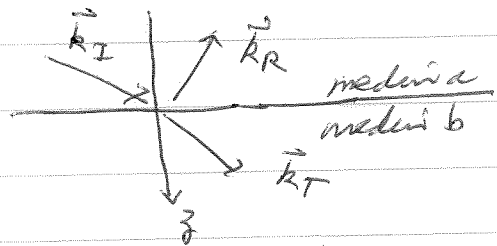
(since the medium is transparent, k is real and $k_2 = 0$, $s = \arctan \frac{k_2}{k_1} = 0$)

$$\Rightarrow \vec{S} = \vec{E} \times \vec{H} = \frac{|k|}{\omega \mu} \underbrace{\vec{E}_0 \times (\hat{k} \times \vec{E}_0)}_{= |\vec{E}_0|^2 \hat{k} \text{ since } \hat{k} \perp \vec{E}_0} \cos^2(\vec{k} \cdot \vec{r} - \omega t)$$

so

$$\langle \vec{S} \rangle = \frac{|k|}{2\omega \mu} |\vec{E}_0|^2 \hat{k} \quad \text{as } \langle \cos^2(\vec{k} \cdot \vec{r} - \omega t) \rangle = \frac{1}{2}$$

The energy flux of the incident wave going into medium b is



$$\langle \vec{S}_I \rangle \cdot \hat{z} = \frac{|k_I|}{2\omega \mu_a} |\vec{E}_{I0}|^2 (\hat{k}_I \cdot \hat{z}) = \frac{|k_I|}{2\omega \mu_a} |\vec{E}_{I0}|^2 \cos \theta_I$$

The energy flux of the reflected wave is

$$\text{we } \theta_I = \theta_R$$

$$\langle \vec{S}_R \rangle \cdot \hat{z} = \frac{|k_R|}{2\omega \mu_a} |\vec{E}_{R0}|^2 (\hat{k}_R \cdot \hat{z}) = \frac{|k_R|}{2\omega \mu_a} |\vec{E}_{R0}|^2 (-\cos \theta_I)$$

↑
← because reflected back

The energy flux of the transmitted wave is

$$\langle \vec{S}_T \rangle \cdot \hat{z} = \frac{|k_T|}{2\omega \mu_b} |\vec{E}_{T0}|^2 (\hat{k}_T \cdot \hat{z}) = \frac{|k_T|}{2\omega \mu_b} |\vec{E}_{T0}|^2 \cos \theta_T$$

Energy in = Energy out

$$\Rightarrow \langle \vec{S}_I \rangle \cdot \hat{z} + \langle \vec{S}_R \rangle \cdot \hat{z} = \langle \vec{S}_T \rangle \cdot \hat{z}$$

$$\langle \vec{S}_I \rangle \cdot \hat{z} = \langle \vec{S}_T \rangle \cdot \hat{z} - \langle \vec{S}_R \rangle \cdot \hat{z}$$

↑ this term is > 0 ↑ this term is < 0

$$|\langle \vec{S}_I \rangle \cdot \hat{z}| = |\langle \vec{S}_T \rangle \cdot \hat{z}| + |\langle \vec{S}_R \rangle \cdot \hat{z}|$$

If we define $R = \frac{|\langle \vec{S}_R \rangle \cdot \hat{z}|}{|\langle \vec{S}_I \rangle \cdot \hat{z}|}$, $T = \frac{|\langle \vec{S}_T \rangle \cdot \hat{z}|}{|\langle \vec{S}_I \rangle \cdot \hat{z}|}$

Then we get

$$1 = T + R$$

Also

$$R = \frac{|k_R| |\vec{E}_R \omega|^2 \cos \theta_I}{2\omega \mu_a} = \frac{|\vec{E}_R \omega|^2}{|\vec{E}_I \omega|^2} \quad \text{since } |k_I| = |k_R|$$
$$\frac{|k_I| |\vec{E}_I \omega|^2 \cos \theta_I}{2\omega \mu_a}$$

But

$$T = \frac{|k_T| |\vec{E}_T \omega|^2 \cos \theta_T}{2\omega \mu_b} \neq \frac{|\vec{E}_T \omega|^2}{|\vec{E}_I \omega|^2}$$
$$\frac{|k_I| |\vec{E}_I \omega|^2 \cos \theta_I}{2\omega \mu_a}$$

Radiation from moving charges

In Lorentz gauge: $\vec{\nabla} \cdot \vec{A} = -\frac{1}{c^2} \frac{\partial V}{\partial t}$

potentials solve $\nabla^2 V - \frac{1}{c^2} \frac{\partial^2 V}{\partial t^2} \equiv \square^2 V = -\rho/\epsilon_0$

$$\nabla^2 \vec{A} - \frac{1}{c^2} \frac{\partial^2 \vec{A}}{\partial t^2} \equiv \square^2 \vec{A} = \mu_0 \vec{j}$$

if we know potentials, can get fields from

$$\vec{B} = \vec{\nabla} \times \vec{A}, \quad \vec{E} = -\vec{\nabla} V - \frac{\partial \vec{A}}{\partial t}$$

As in electro and magneto statics, it is easier to solve for V and \vec{A} and then determine \vec{E} and \vec{B} , rather than try to solve for \vec{E} and \vec{B} directly.

Recall solutions for statics: $\nabla^2 V = -\rho/\epsilon_0$, $\nabla^2 \vec{A} = \mu_0 \vec{j}$

$$\Rightarrow V(\vec{r}) = \frac{1}{4\pi\epsilon_0} \int d^3r' \frac{\rho(r')}{|\vec{r}-\vec{r}'|} \quad \vec{A}(\vec{r}) = \frac{\mu_0}{4\pi} \int \frac{\vec{j}(r')}{|\vec{r}-\vec{r}'|} d^3r'$$

Both solutions follow from the fact that

$$\nabla^2 \left(\frac{1}{|\vec{r}-\vec{r}'|} \right) = -4\pi \delta(\vec{r}-\vec{r}')$$

↳ Dirac δ -function

$\frac{1}{|\vec{r}-\vec{r}'|}$ is called the "Green's function" for the operator ∇^2