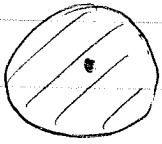


point charge within a dielectric sphere



pt charge q at center of dielectric sphere of radius R , dielectric const ϵ

$$\vec{\nabla} \cdot \vec{D} = 4\pi q = \oint_S da \hat{n} \cdot \vec{D} = 4\pi Q_{\text{enc}}$$

From symmetry $\vec{D}(r) = D(r) \hat{r}$

$$\oint_S da \hat{n} \cdot \vec{D} = 4\pi r^2 D(r) = 4\pi q$$

sphere of radius r

$$\vec{D} = \frac{q}{r^2} \hat{r} \quad \text{all } r$$

$$\Rightarrow \vec{E}(r) = \begin{cases} \frac{q}{\epsilon r^2} \hat{r} & r < R \\ \frac{q}{r^2} \hat{r} & r > R \end{cases}$$

can check that tangential component of \vec{E} is continuous and normal component of \vec{D} is continuous as there is no free σ at surface of dielectric.

normal component of \vec{E} jumps by

$$\begin{aligned} \hat{n} \cdot (\vec{E}^{\text{above}} - \vec{E}^{\text{below}}) &= \frac{q}{R^2} - \frac{q}{\epsilon R^2} = \frac{q}{R^2} \left(1 - \frac{1}{\epsilon}\right) = \frac{q}{R^2} \left(\frac{\epsilon - 1}{\epsilon}\right) \\ &= \frac{q}{R^2} \left(\frac{4\pi \kappa \epsilon}{1 + 4\pi \kappa \epsilon}\right) = 4\pi \sigma_{\text{total}} = 4\pi \sigma_b \end{aligned}$$

$$\Rightarrow \sigma_b = \frac{q}{4\pi R^2} \left(\frac{4\pi \kappa \epsilon}{1 + 4\pi \kappa \epsilon}\right) = \frac{q \kappa \epsilon}{R^2 \epsilon}$$

We can check this directly

$$\vec{P} = \chi_e \vec{E} = \frac{\chi_e q}{\epsilon} \frac{\hat{r}}{r^2}$$

$$q_b = -\vec{\nabla} \cdot \vec{P} = -\frac{\chi_e}{\epsilon} q 4\pi \delta(r)$$

↑

bound charge at origin $q_b = -\frac{\chi_e}{\epsilon} 4\pi q$

total charge at origin is $q + q_b = q \left(1 - \frac{4\pi\chi_e}{\epsilon}\right)$

$$\epsilon = 1 + 4\pi\chi_e \quad = \frac{q}{\epsilon} \left(\epsilon - 4\pi\chi_e\right) = \frac{q}{\epsilon} \quad \text{screened charge}$$

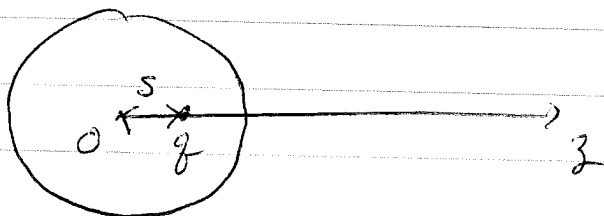
at surface,

$$\sigma_b = \hat{n} \cdot \vec{P} = \frac{\chi_e q}{\epsilon R^2}$$

agrees with what we get from Gauss in $\hat{n} \cdot \vec{E}$.

Note: inside the dielectric the \vec{E} field is that of the screened point charge $\frac{q}{\epsilon}$.
outside the dielectric \vec{E} is just that of the free charge q . There is no evidence in \vec{E}_{out} that the dielectric even exists!

Now consider same problem but q is off center



what is \vec{E} inside + outside

inside $\vec{\nabla} \cdot \vec{D} = 4\pi\rho$ where $\rho = q\delta(\vec{r} - s\hat{z})$

$$\vec{D} = \epsilon\vec{E} \Rightarrow \vec{\nabla} \cdot \vec{E} = 4\pi\rho/\epsilon$$

$$\vec{E} = -\vec{\nabla}\phi \Rightarrow \nabla^2\phi = -\frac{4\pi\rho}{\epsilon} = -\frac{4\pi q}{\epsilon}\delta(\vec{r} - s\hat{z})$$

solution for ϕ will be of the form

$$\phi(\vec{r}) = \frac{q}{\epsilon|\vec{r} - s\hat{z}|} + F(\vec{r})$$

where 1st term is due to the point charge q/ϵ and 2nd term satisfies $\nabla^2 F = 0$ and will be chosen to get the correct behavior at the boundary of the dielectric

Since there is azimuthal symmetry about \hat{z} we can write

$$F(\vec{r}) = \sum_{l=0}^{\infty} a_l r^l P_l(\cos\theta)$$

there are no $\frac{b_l}{r^{l+1}}$ terms since F should not diverge at the origin

So inside, $r < R$

$$\phi^{in}(\vec{r}) = \frac{q}{\epsilon |\vec{r} - s \hat{z}|} + \sum_{l=0}^{\infty} a_l r^l P_l(\cos\theta)$$

From our discussion of electric multipole expansion, we know we can write for $r > s$,

$$\frac{1}{|\vec{r} - s \hat{z}|} = \frac{1}{r} \sum_{l=0}^{\infty} \left(\frac{s}{r}\right)^l P_l(\cos\theta)$$

So for $r > s$ (not true for $r < s$!)

$$\phi^{in}(\vec{r}) = \sum_{l=0}^{\infty} \left(\frac{q}{\epsilon r} \left(\frac{s}{r}\right)^l + a_l r^l \right) P_l(\cos\theta)$$

Outside the sphere there is no charge, so $\vec{\nabla} \cdot \vec{E} = 0$
or $\nabla^2 \phi = 0$

$$\Rightarrow \phi^{out}(\vec{r}) = \sum_{l=0}^{\infty} \frac{b_l}{r^{l+1}} P_l(\cos\theta)$$

there are no $a_l r^l$ terms since $\phi^{out} \rightarrow 0$ as $r \rightarrow \infty$

To determine the unknown a_l and b_l we use the boundary conditions at surface of dielectric at $r = R$

① Tangential component \vec{E} is continuous

$$\vec{E} = -\frac{\partial \phi}{\partial r} \hat{r} - \frac{1}{r} \frac{\partial \phi}{\partial \theta} \hat{\theta} = E_r \hat{r} + E_\theta \hat{\theta}$$

$\Rightarrow E_\theta$ is continuous at $r=R$

condition that E_θ is continuous is the same condition that ϕ is continuous (check this out for yourself if you are not sure)

$$\Rightarrow \phi^{\text{in}}(R, \theta) = \phi^{\text{out}}(R, \theta)$$

$$\text{as } \vec{E}^{\text{above}} - \vec{E}^{\text{below}} = 4\pi\sigma \hat{n}$$

$$\frac{q}{\epsilon R} \left(\frac{s}{R}\right)^l + a_l R^l = \frac{b_l}{R^{l+1}}$$

$$\Rightarrow \boxed{b_l = \frac{q}{\epsilon} s^l + a_l R^{2l+1}}$$

normal component \vec{D} is continuous (since free surface charge $\sigma = 0$)

$$\vec{D} = \epsilon \vec{E}$$

$$\Rightarrow \epsilon E_r^{\text{in}} = E_r^{\text{out}}$$

$$-\epsilon \left. \frac{\partial \phi^{\text{in}}}{\partial r} \right|_R = - \left. \frac{\partial \phi^{\text{out}}}{\partial r} \right|_R$$

$$\Rightarrow \frac{(l+1)q}{R^2} \left(\frac{s}{R}\right)^l - l \epsilon a_l R^{l-1} = \frac{(l+1)b_l}{R^{l+2}}$$

$$g s^l - \frac{l}{l+1} \epsilon a_l R^{2l+1} = b_l$$

substitute in b_l from previous boundary condition

$$g s^l - \frac{l}{l+1} \epsilon a_l R^{2l+1} = \frac{g}{\epsilon} s^l + a_l R^{2l+1}$$

$$g s^l \left[1 - \frac{1}{\epsilon} \right] = a_l R^{2l+1} \left[1 + \frac{l}{l+1} \epsilon \right]$$

$$a_l = \frac{g s^l}{R^{2l+1}} \frac{\left[1 - \frac{1}{\epsilon} \right]}{\left[1 + \left(\frac{l}{l+1} \right) \epsilon \right]}$$

$$b_l = \frac{g}{\epsilon} s^l + a_l R^{2l+1}$$

$$= \frac{g}{\epsilon} s^l + g s^l \frac{\left[1 - \frac{1}{\epsilon} \right]}{\left[1 + \left(\frac{l}{l+1} \right) \epsilon \right]}$$

$$b_l = \frac{g s^l}{\epsilon} \left[1 + \frac{\epsilon - 1}{1 + \left(\frac{l}{l+1} \right) \epsilon} \right]$$

$$= \frac{g s^l}{\epsilon} \left[\frac{\epsilon \left(1 + \frac{1}{l+1} \right)}{1 + \left(\frac{l}{l+1} \right) \epsilon} \right]$$

$$b_l = g s^l \left[\frac{1 + \left(\frac{1}{l+1} \right)}{1 + \left(\frac{l}{l+1} \right) \epsilon} \right]$$

check the result:

as $s \rightarrow 0$, should recover previous answer

for $s=0$, $a_l = b_l = 0$ for all $l \neq 0$

$$a_0 = \frac{q}{R} \left[1 - \frac{1}{\epsilon} \right]$$

$$b_0 = q$$

$$s_0 \quad \phi^{\text{in}}(r) = \frac{q}{\epsilon r} + \frac{q}{R} \left[1 - \frac{1}{\epsilon} \right]$$

$$\vec{E}^{\text{in}} = -\vec{\nabla} \phi^{\text{in}} = \frac{q}{\epsilon r^2} \hat{r} \quad \text{as before}$$

$$\phi^{\text{out}}(r) = \frac{q}{r}$$

$$\vec{E}^{\text{out}} = -\vec{\nabla} \phi^{\text{out}} = \frac{q}{r^2} \hat{r} \quad \text{as before}$$

Note: the constant that is the 2nd term in ϕ^{in}
is just what is needed to make ϕ continuous at $r=R$

another check:

let $\epsilon \rightarrow \infty$ this models a conductor!

again one finds $a_l = b_l = 0$ for all $l \neq 0$

$$a_0 = \frac{q}{R}$$

$$b_0 = q$$

$$\phi^{\text{in}}(\vec{r}) = \sum_{l \in \mathbb{N}} \frac{q(S)^l}{\epsilon r(r)^l} e^l + \frac{q}{R} \rightarrow \frac{q}{R} \text{ as } \epsilon \rightarrow \infty$$

$\Rightarrow E^{\text{in}}(\vec{r}) = 0$ as ϕ^{in} is a constant.

$$\phi^{\text{out}}(\vec{r}) = \frac{q}{r} \Rightarrow \vec{E}^{\text{out}} = \frac{q}{r^2} \hat{r}$$

field outside is like point charge q at the origin, independent of where q is inside the sphere. This is the correct behavior of a conductor.

The mobile charges in the conductor completely screen the q inside, and leave a uniform surface charge $\sigma_b = \frac{q}{4\pi R^2}$ on the surface.

Magnetostatics

Bar magnets - $\vec{j} = 0$, \vec{M} fixed and given

(not a linear material)

$$\vec{\nabla} \cdot \vec{B} = 0$$

$$\vec{\nabla} \times \vec{H} = \frac{4\pi}{c} \vec{j} = 0$$

$$\vec{\nabla} \times \vec{H} = 0 \Rightarrow \vec{H} = -\vec{\nabla} \phi_M \quad \text{magnetic scalar potential}$$

$$\vec{B} = \vec{H} + 4\pi \vec{M}$$

$$\vec{\nabla} \cdot \vec{B} = \vec{\nabla} \cdot (\vec{H} + 4\pi \vec{M}) = 0$$

$$\vec{\nabla} \cdot \vec{H} = -\nabla^2 \phi_M = -4\pi \vec{\nabla} \cdot \vec{M}$$

$$\nabla^2 \phi_M = 4\pi \vec{\nabla} \cdot \vec{M}$$

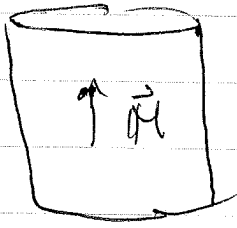
so $\rho_M \equiv -\vec{\nabla} \cdot \vec{M}$ looks like a magnetic "charge"

ρ_M is source for \vec{H}

also at surfaces of material $\sigma_M = \hat{n} \cdot \vec{M}$ looks like surface charge

$$\vec{H}(\vec{r}) = \int_V d^3r' \rho_M(\vec{r}') \frac{(\vec{r} - \vec{r}')}{|\vec{r} - \vec{r}'|^3} + \oint_S da' \sigma_M(\vec{r}') \frac{(\vec{r} - \vec{r}')}{|\vec{r} - \vec{r}'|^3}$$

Field lines for \vec{H} can start and end at sources and sinks given by ρ_M and σ_M



$$\vec{M} = M \hat{z}$$

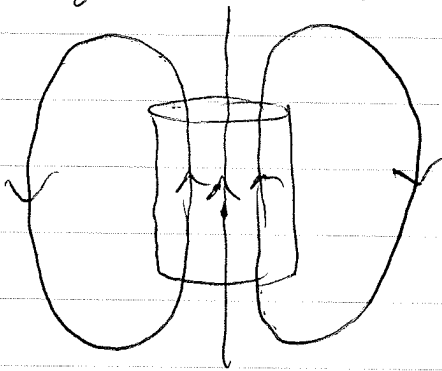
bound currents

$$\vec{j}_b = c \vec{\nabla} \times \vec{M} = 0$$

$$\vec{K}_b = c \vec{M} \times \hat{n}$$

$$\vec{K}_b = \begin{cases} cM \otimes & \text{on side} \\ 0 & \text{on top + bottom} \end{cases}$$

\vec{K}_b is like solenoid current
field lines of \vec{B} look like

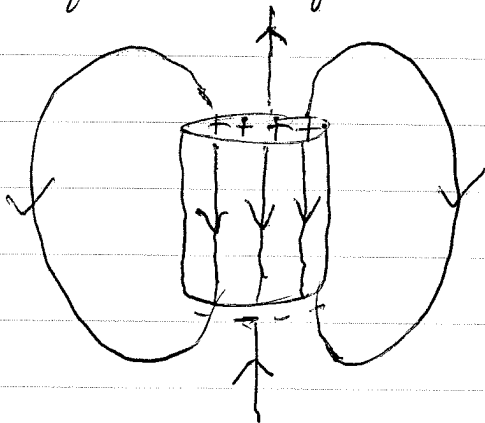


But \vec{H} is determined as follows:

$$\rho_M = -\vec{\nabla} \cdot \vec{M} = 0$$

$$\sigma_M = \vec{m} \cdot \vec{M} = \begin{cases} M & \text{on top} \\ -M & \text{on bottom} \end{cases}$$

field lines of \vec{H} look like parallel plate capacitor



field lines of \vec{H} = field lines of \vec{B}
outside magnet, but they
are very different inside
the magnet!

For the collection of charges, with

$$\vec{j}(\vec{r}, t) = \sum_i q_i \vec{v}_i \delta(\vec{r} - \vec{r}_i(t))$$

the total rate of work done is

$$\frac{dW}{dt} = \sum_i q_i \vec{v}_i \cdot \vec{E}(\vec{r}_i) = \int_V d^3r \vec{j} \cdot \vec{E}$$

So

$$\frac{dE_{\text{mech}}}{dt} = \int_V d^3r \vec{j} \cdot \vec{E}$$

By Maxwell equation $\vec{\nabla} \times \vec{B} = \frac{4\pi}{c} \vec{j} + \frac{1}{c} \frac{\partial \vec{E}}{\partial t}$
we can write

$$\vec{j} = \frac{c}{4\pi} \left[\vec{\nabla} \times \vec{B} - \frac{1}{c} \frac{\partial \vec{E}}{\partial t} \right]$$

$$\int_V d^3r \vec{j} \cdot \vec{E} = \int_V d^3r \frac{c}{4\pi} \left[(\vec{\nabla} \times \vec{B}) \cdot \vec{E} - \frac{1}{c} \frac{\partial \vec{E}}{\partial t} \cdot \vec{E} \right]$$

$$\text{use } \frac{\partial \vec{E}}{\partial t} \cdot \vec{E} = \frac{1}{2} \frac{\partial E^2}{\partial t}$$

$$\vec{\nabla} \cdot (\vec{E} \times \vec{B}) = (\vec{\nabla} \times \vec{E}) \cdot \vec{B} - \vec{E} \cdot (\vec{\nabla} \times \vec{B})$$

$$\Rightarrow \vec{E} \cdot (\vec{\nabla} \times \vec{B}) = (\vec{\nabla} \times \vec{E}) \cdot \vec{B} - \vec{\nabla} \cdot (\vec{E} \times \vec{B})$$

$$\text{then use } \vec{\nabla} \times \vec{E} = -\frac{1}{c} \frac{\partial \vec{B}}{\partial t}$$

$$\text{So } \vec{E} \cdot (\vec{\nabla} \times \vec{B}) = -\frac{1}{c} \frac{\partial \vec{B}}{\partial t} \cdot \vec{B} - \vec{\nabla} \cdot (\vec{E} \times \vec{B})$$

$$= -\frac{1}{2c} \frac{\partial B^2}{\partial t} - \vec{\nabla} \cdot (\vec{E} \times \vec{B})$$